

FORM 18975  
(436)  
PRINTED IN U. S. A.

HISTORICAL SOCIETY  
DO NOT REMOVE

# PRICE LIST OF PARTS



FOR FAMILY SHOPS

---

## MACHINES

Nos. 24-68 and 24-69

---

THE SINGER MANUFACTURING COMPANY

From the library of: Diamond Needle Corp

# INDEX

---

**Genuine Singer Needles should be used  
 in Singer Machines.  
 These Needles and their Containers  
 are marked with the  
 Company's Trade Mark "SIMANCO." 1**

**Needles in Containers marked  
 "For Singer Machines"  
 are not Singer made needles. 2**

	Page
Accessories.....	29
Attachment Set.....	28
Bias Gauge.....	30
B.U.L. Motor Parts.....	17
B.U.L. Motors (for Machine No. 24-69).....	16
B.U.S. Motor Parts.....	13
B.U.S. Motors (for Machine No. 24-68).....	12
Edge Stitcher.....	30
Electric Trimmings (for Machine No. 24-68).....	23
Electric Trimmings (for Machine No. 24-69).....	24
Knee Control (for Portable Case Set No. 205).....	18
Knee Control (for Electric Cabinet Table Set No. 40)	21
Machine Base Plate.....	11
Machine No. 24-68.....	5
Machine No. 24-69.....	10
Needle Bar Height Setting Gauge.....	30
Numerical List of Parts.....	33
Presser Feet.....	30
Quilter.....	30
Singerlight Lamp.....	28
Singerlight No. 193300.....	27
Singerlight No. 193304.....	25
Stiletto.....	30
Thread Nipper Adjusting Wrench.....	31

From the Library of: [www.singer.com](http://www.singer.com)

## INSTRUCTIONS FOR ORDERING

In ordering from this list, use ONLY the part NUMBER in the FIRST column.

The number stamped on a Sewing Machine Part is in every case the number of the single part only.

Every combination of parts sent out as such has its specific number, which, although not stamped on the parts, must be used when ordering the combination.

Each number always indicates the SAME PART in whatever list it appears, or for whatever machine.

The letters after some of the numbers indicate the style of finish only, as follows:

- A-Hardened, Polished, Nickel Plated and Buffed
- B-Polished, Nickel Plated and Buffed
- C-Hardened Only
- D-Polished Only
- E-Soft, Not Polished
- F-Hardened and Polished

F.J-Hardened, Polished and Nickel Plated

G-Bright Rumbled and Nickel Plated

H-Blued

J-Nickel Plated Only

K-Hardened and Nickel Plated

L-Brass Plated

M-Oxidized

N-Japanned, Dull

P-Japanned, Bright

R-Merlized

T-Copper Plated

T.A-Hardened, Polished, Copper and Nickel Plated and Buffed

T.B-Copper and Nickel Plated and Polished

T.J-Copper and Nickel Plated Only

T.K-Hardened, Copper and Nickel Plated

T.M-Copper Plated and Oxidized

T.L-Copper and Brass Plated

U-Zinc Plated

V-Silver Plated

W-Polished and Nickel Plated

Y-Black Nickel Plated Only

Z-Chromium Plated

Z.B-Polished, Nickel Plated, Buffed and Chromium Plated

Z.J-Nickel and Chromium Plated

These letters MUST BE USED when they appear in the list; and AFTER the number as in the list.

In this series:


1 to 1500, 50001 to 51500 and 140001 to 142000 are Screw Numbers  
 1501 to 1800 and 51501 to 51800 are Nut Numbers  
 1801 to 2000 and 51901 to 52000 are Roller Numbers  
 2001 to 50000 and 52001 to 140000 and 142001 to 190000 are Sewing Machine Parts, 190001 and upward are numbers of Electrical Parts.

The figures in the second column refer only to the plates, illustrating the parts, and are NOT TO BE USED in ordering.

Parts marked with an asterisk (\*) are furnished only when repairs are made at factory.

## LIST OF PARTS COMPLETE

FOR



## MACHINE No. 24-68

FOR FAMILY USE. B. U. S. MOTOR AND SINGER-LIGHT. CAST IRON BASE PLATE No. 34629. FOR PORTABLE CASE SET No. 205.

No.	Plate	Name	Each
*34627	----	Arm, upper and lower (solid) with 15404 and two 15405.....	\$12 00
34457	6885	Arm Rock Shaft with 853C, 1B11 and 34409.....	90
	1811	Arm Rock Shaft Roller and Stud..	30
	51028A	" " " Screw Center (back)	10
	34584	----	
		51028A with two 1516B.....	25
	1516B	Arm Rock Shaft Screw Center (back) Nut.....	07
	50360C	Arm Rock Shaft Screw Center (front).....	12
	22408	Arm Rotary Shaft with two 462C..	3 00
	199D	" " " Screw.....	06
	22409	Balance Wheel.....	90
	34546	Belt Guard.....	35
	335B	" " " Screw.....	02
	22410	Cloth Plate with 1602E.....	3 00

From the library of: Diamond Needle Corp

No.	Plate	Name	Each
34438	----	Cloth Plate 22410 with 34413 and two 244J.....	\$ 3 60
1602E	6874	Cloth Plate Bushing.....	02
387A	6874	" " Screw.....	10
34433	6886	Connecting Rod with two 171E....	1 50
171E	6886	" " Cap Screw.....	05
50562A	6874	" " Hinge Screw.....	20
1520J	6874	" " " " Nut..	05
34219	6886	Face Plate with 34243.....	35
337B	6874	" " Screw.....	02
34243	6874	" " Thread Eyelet with 8505.....	02
8505	6874	Face Plate Thread Eyelet Rivet..	Per 100 20
34398	6872	Feed Dog, 16 teeth (22 teeth to the inch).....	80
190J	6872	Feed Dog Screw.....	05
22416	6866	" and Feed Lifting Eccentric with 1019C.....	1 50
462C	6874	Feed and Feed Lifting Eccentric Set Screw.....	02
9511	6866	Feed Forked Connection with 131E and 175E.....	90
131E	6866	Feed Forked Connection Adjusting Screw (large).....	06
175E	6866	Feed Forked Connection Adjusting Screw (small).....	02
9512	6866	Feed Forked Connection Hinge Pin	07
34642	6866	" " " Stud (eccentric).....	25
196C	6866	Feed Forked Connection Hinge Stud (eccentric) Set Screw..	02
34643	6866	Feed Forked Connection Link with 171E and 196C.....	80
34648	----	Feed Forked Connection Link 34643 with 34642.....	1 00
171E	6866	Feed Forked Connection Link Adjusting Screw.....	05
1126A	6874	Feed Forked Connection Link Hinge Screw.....	20
9514	6866	Feed Raising Bar with 131E.....	80
131E	6866	" " " Adjusting Screw	06
9515	6887	" " " Carrier.....	50
212D	6887	" " " Cap Screw	06
5968	6887	" " " " " " Washer.....	02
22417	6887	Feed Raising Bar Carrier Hinge Pin.....	35
1518J	6887	Feed Raising Bar Carrier Hinge Pin Nut.....	06

No.	Plate	Name	Each
9517	6866	Feed Raising Bar Hinge Pin.....	\$ 12
22418	6887	" Regulator.....	55
*34644	----	" " 22418 with 1126A and 34648.....	1 50
9521	6887	Feed Regulator Friction Washer...	01
59D	6887	" " Hinge Screw.....	12
22419	6887	" " Indicator with 193A	90
193A	6887	" " " Set Screw	05
22420	6887	" " " Shaft....	25
9522	6867	Looper with 34418.....	1 20
9523	6885	" Gate.....	07
22421	6885	" " Frame.....	60
389B	6874	" " " Screw.....	06
87D	6874	" " Hinge Screw.....	07
9525	6874	" " " " Washer...	01
1019C	6866	" Set Screw.....	02
34418	6867	" Washer.....	01
34638	6867	Needle Bar (hollow) with 806A....	90
34221	6867	" " Bushing.....	50
735C	6867	" " " Set Screw.....	02
34170	6867	" " Connecting Link with two 1313E.....	35
1313E	6867	Needle Bar Connecting Link Adjusting Screw.....	02
9570	6867	Needle Bar Connecting Stud with 207E.....	50
207E	6867	Needle Bar Connecting Stud Clamping Screw.....	02
806A	6867	Needle Thumb Screw.....	20
22423	6867	Presser Bar.....	60
22402	6867	" " Lifter.....	36
97E	6867	" " " Hinge Screw....	06
22424	6867	" " Spring.....	07
22404	6867	" " " Bracket with 462C.....	50
462C	6874	Presser Bar Spring Bracket Set Screw.....	02
22405	6867	Presser Bar Spring Washer.....	01
34421	6872	" Foot.....	80
1127B	6872	" " Thumb Screw.....	12
1339B	6867	Pressure Regulating Thumb Screw..	30
34628	6884	Pulley and Thread Nipper Rod Eccentric, 2 1/4 in. diam.....	1 15
1167E	6874	Pulley and Thread Nipper Rod Eccentric Screw.....	07
34460	6870	Spool Pin.....	07
34401	6870	" " Bracket with 1550J and 34460.....	35
330W	6870	Spool Pin Bracket Screw.....	02
34402	----	" " Disc.....	20

No.	Plate	Name	Each
34403	6870	Spool Pin Disc 34402 with 557A and 34404.....\$	50
34404	----	Spool Pin Disc Hub.....	20
557A	6870	" " " Thumb Screw.....	20
1550J	6887	" " " Nut.....	05
34222	6870	Thread Controller Eyelet (lower)	01
34405	6870	" " " (upper)	02
34406	----	" " " Plate.....	1 40
34407	6870	Thread Controller Plate complete Nos. 1123C, 1624B, 34222, 34224, 34405, 34406, 34411, 34412, 50303J and two 8505.....	1 80
934B	6874	Thread Controller Plate Screw...	02
34224	6870	" " " Spring.....	20
1123C	6870	" " " Adjusting Screw.....	02
8505	6874	Thread Controller Spring Rivet .....Per 100	20
34566	6870	Thread Eyelet (top of arm).....	20
50014C	6870	" " " " " Set Screw.....	02
34562	6870	Thread Nipper Adjusting Stud....	60
34563	----	" " " " 34562 with 22434, 22435 and 34564..	70
1170H	6870	Thread Nipper Adjusting Stud Hole Plug Screw.....	20
22434	6870	Thread Nipper Adjusting Stud Washer (leather) lower.....	01
22435	6870	Thread Nipper Adjusting Stud Washer (leather) upper.....	02
34564	6871	Thread Nipper Adjusting Stud Washer (steel).....	01
34548	6871	Thread Nipper Body with two 34560.....	1 20
34549	----	Thread Nipper Body complete, Nos. 22440 to 22442, 22446, 34455, 34548, 34551 to 34553, 34557 to 34559 and 34561.....	3 60
1125B	6871	Thread Nipper Body Set Screw....	06
34430	----	" " " Cap.....	25
*34550	----	" " " Stud.....	80
34551	6871	" " " " 34550 with 34430.....	1 00
22440	6871	Thread Nipper Cap Washer (cloth)	01
22441	6871	" " " " (steel)	05
22442	6871	" " " Disc (grooved)....	20
34552	6871	" " " Locking Washer....	12
34553	6871	Thread Nipper Locking Washer Cap complete, Nos. 34554 to 34556.	20
*34554	----	Thread Nipper Locking Washer Cap Body.....	20

No.	Plate	Name	Each
*34555	----	Thread Nipper Locking Washer Cap Body Cover (felt).....\$	01
*34556	----	Thread Nipper Locking Washer Cap Body Cover Retaining Washer.	01
34557	6871	Thread Nipper Locking Washer Cap Ball Pin.....	12
34558	6871	Thread Nipper Ring (lower).....	20
34559	6871	" " " " Washer (cloth).....	02
22448	6871	Thread Nipper Ring (upper).....	20
34560	6871	" " " Position Pin.	02
22449	6871	" " " Rod.....	1 50
34565	----	" " " 22449 with 34563	2 20
34455	6871	" " " Spring.....	02
34561	6870	" " " Washer (mi- carda).....	25
34408	6871	Thread Pull-off Eyelet (double).	25
219A	6871	" " " Screw....	02
34409	6871	" " " Pin.....	07
853C	6874	" " " Set Screw...	02
34225	6871	" " Take-up with 735C.....	35
735C	6867	" " Set Screw.....	02
34411	6870	" " Spring.....	07
50303J	6870	" " " Screw....	06
1624B	6870	" " " " Nut.	05
34412	6870	" " " " " " Friction Washer.....	01
34413	6872	Throat Plate for 34398.....	50
244J	6872	" " " Screw.....	05
*15404	----	Trade Mark.....	--
15405	----	" " " Rivet.....	--

## MACHINE No. 24-69

FOR FAMILY USE. B. U. L. MOTOR. CAST IRON  
BASE PLATE No. 34630. FOR ELECTRIC LIBRARY  
CABINET TABLE No. 40.

THE MACHINE HEAD FOR THIS MACHINE IS IDENTICAL  
WITH THAT OF THE NO. 24-68 MACHINE. THE DIFFERENCE  
IS MACHINE BASE PLATE NO. 34630 IN PLACE OF MACHINE  
BASE PLATE NO. 34629, B. U. L. MOTOR IN PLACE OF B. U. S.  
MOTOR, AND SINGERLIGHT NO. 193300 IN PLACE OF NO.  
193304.

**Genuine Singer Needles should be used  
in Singer Machines.  
These Needles and their Containers  
are marked with the  
Company's Trade Mark "SIMANCO." 1**

**Needles in Containers marked  
"For Singer Machines"  
are not Singer made needles. 2**

## MACHINE BASE PLATE

FOR MACHINE No. 24-68  
FOR PORTABLE CASE SET NO. 205

No.	Plate	Name	Each
34629	6895	Machine Base Plate with 28186 and two each 453C, 934B and 34075.	\$ 6 00
51162B	6887	Machine Base Plate Thumb Screw...	25
124563	6887	" " " " " "	
		Bracket with wood screw 3/4 in. No. 8 Rd. Hd.....	12
190608	6887	Machine Base Plate Thumb Screw Washer.....	01
453C	6887	Machine Hinge Connection Hinge Pin Set Screw.....	02
34075	6874	Machine Position Stud.....	07
50576E	6874	" Screw.....	07
28186	6874	Index Plate.....	20
934B	6874	" " Screw.....	02

## MACHINE BASE PLATE

FOR MACHINE No. 24-69  
FOR LIBRARY CABINET TABLE SET NO. 40

No.	Plate	Name	Each
34630	6895	Machine Base Plate with 28186 and two each 934B, 34075 and 51045C.....	\$ 6 00
124566	6893	Machine Base Plate Catch.....	12
217R	6893	" " " " Screw....	05
96467	6893	" " " " Spring Clip.....	06
124567	6893	Machine Base Plate Catch Spring Clip Holder with two wood screws 5/8 in. No. 7 Rd. Hd..	12
336R	6893	Machine Base Plate Catch Spring Clip Screw.....	02
124568	6893	Machine Base Plate Catch Spring Clip complete, Nos. 96467 124567 and two 336R.....	25
51045C	6893	Machine Hinge Connection Hinge Pin Set Screw.....	06
34075	6874	Machine Position Stud.....	07
50576E	6874	" Screw.....	07
28186	6874	Index Plate.....	20
934B	6874	" " Screw.....	02

## B. U. S. MOTORS

FOR MACHINE No. 24-68

CAT. NO.	AMP.	VOLTS	CYCLES	CURRENT
B.U.103 S	1.4	32	--	D.C.
B.U.105 S	1.1	50	25 to 75	A.C. and D.C
B.U.106 S	0.6	95-100	"	"
B.U.107 S	0.6	100-110	"	"
B.U.108 S	0.5	115-125	"	"
B.U.109 S	0.4	150-165	"	"
B.U.110 S	0.3	200-220	"	"
B.U.111 S	0.3	210-230	"	"
B.U.112 S	0.3	230-250	"	"
B.U.115 S	0.5	130-145	"	"
B.U.187 S	0.7	100-110	80 to 100	"
B.U.190 S	0.4	200-220	"	"
B.U.192 S	0.3	230-250	"	"

## B. U. S. MOTOR PARTS

No.	Plate	Name	Each
192778	----	Armature complete for B.U.103 S Motor.....	\$ 6 00
192779	6889	Armature complete for B.U.107 S Motor.....	6 00
*192776	6889	Armature Shaft.....	--
*190076	6865	" " Bearing Sleeve...	20
190304	6865	" " " Cap (commutator end).....	05
191097	6865	Armature Thrust Washer (fibre)..	01
191098	6865	" " " (peerless paper).....	01
193755	6890	Belt (moulded).....	25
190732	6865	Brush (carbon) for 32 to 145 volts.....	10
192947	----	Brush (carbon) for 150 to 250 volts.....	10
*190079	6865	Brush Holder Tube.....	03
192930	6893	" " " Cap.....	06
192901	6865	" " " Insulation....	15
50518C	6865	" " " " Set Screw.....	02
190083	6865	Brush Spring.....	03
*190059	6889	Commutator complete.....	1 25
*192363	----	End Cover (commutator end).....	--
192395	6889	End Cover (commutator end) complete, Nos.904C,190076,192363 and two 50518C.....	1 25
*192362	----	End Cover (pulley end).....	--
192396	6889	End Cover (pulley end) complete, Nos.904C,190076,192106 and 192362.....	1 25
192106	6865	End Cover (pulley end) Lead Bushing.....	05
701654	6865	End Cover (pulley end) Lead Bushing Washer.....	01
50517B	6893	End Cover (pulley end) Screw....	12

The Part Numbers for the Field Coils (upper and lower) that are printed with an asterisk (\*) will be furnished only when repairs to a motor are made at the factory. No orders will be filled for upper or lower coils separately.

Agencies orders will only be filled with Field Coils complete, comprising one upper and one lower coil.

*193142	6889	Field Coil (lower).....	90
*193141	6889	" " (upper).....	90
193140	----	Field Coil complete, for B.U.107 S Motor,Nos.193141 and 193142..	1 50

From the library of [Diamond Needle Co.](http://www.diamondneedle.com)

## B. U. S. MOTOR PARTS

No.	Plate	Name	Each
*192954	----	Field Coil Lead Terminal Clip Body.....\$	01
*192955	----	Field Coil Lead Terminal Clip Body Cap.....	01
190563	6865	Field Coil Retainer.....	10
192240	6865	" " Tube (paper).....	01.
*193060	6889	Field Core complete.....	2 50
192795	6890	" " Shield.....	30
335B	6886	" " " Screw.....	02
*194476	----	Grease Cup Body.....	30
190074	6865	" " Wick (felt).....	01
190075	6865	" " " Spring.....	02
*190938	----	" " " " Stop.....	10
194475	6893	Grease Cup complete, Nos. 190938 and 194476.....	40
904C	6893	Grease Cup Set Screw.....	02
192851	6895	Lead complete, from lamp socket to three pin terminal, Nos. 192542, 192790, 192852 and 192989.....	1 00
*192852	----	Lead Cord.....	35
192542	6893	" " Plug Cap with 192543..	10
192543	6893	" " " Flash Disc (fibre)	01
193753	6888	Motor Bracket.....	1 25
51183J	6893	" " Screw.....	10
*192915	----	" Lead Tube (wiremold).....	--
192914	6895	" " " 192915 with two 192946 (9 1/8 in. long)....	15
*192946	----	Motor Lead Tube Ferrule.....	08
193754	6865	" Pulley with 460C.....	15
460C	6865	" " Set Screw.....	02
168B	6893	" Screw.....	06
*899281	----	Name Plate.....	20
36648	6892	" " Rivet.....Per 100	80
192790	6892	Three-Pin Terminal Adaptor Bushing.....	02
*192644	----	Three-Pin Terminal (female half) Housing (lower).....	10
*192643	----	Three-Pin Terminal (female half) Housing (upper).....	10
51093R	6893	Three-Pin Terminal (female half) Housing Screw.....	07
1768R	6893	Three-Pin Terminal (female half) Housing Screw Nut.....	05
192692	6892	Three-Pin Terminal (female half) Insert Clamp.....	01
192691	6892	Three-Pin Terminal (female half) Insert Sleeve.....	06
192989	6895	Three-Pin Terminal (female half) complete, Nos. 192643, 192644, two each 1768R, 51093R and three each 192691 and 192692.	50

## B. U. S. MOTOR PARTS

No.	Plate	Name	Each
192642	----	Three-Pin Terminal Body (male half).....\$	30
*193700	----	Three-Pin Terminal Body (male half) 192642 with three 192793.....	50
192793	6892	Three-Pin Terminal Body (male half) Post.....	08
701719	6892	Three-Pin Terminal Body (male half) Post Washer.....	01
51582	6892	Three-Pin Terminal Body (male half) Post Thumb Nut.....	08
192797	6888	Three-Pin Terminal Body (male half) complete, Nos. 193700 and three each 51582 and 701719.....	50
145R	6892	Three-Pin Terminal Body (male half) Screw.....	06
190439	6865	Tube, filled with Singer Motor Lubricant.....	15
190613	----	Tube 190439 with 190612.....	15
190812	----	" Carton (paper).....	05

Genuine Singer Needles should be used in Singer Machines. These Needles and their Containers are marked with the Company's Trade Mark "SIMANCO." 1

Needles in Containers marked "For Singer Machines" are not Singer made needles. 2



## B. U. L. MOTORS

FOR MACHINE No. 24-69

CAT. NO.	AMP.	VOLTS	CYCLES	CURRENT
B.U.103 L	1.4	32	--	D.C.
B.U.105 L	1.1	50	25 to 75	A.C. and D.C.
B.U.106 L	0.6	95-100	"	"
B.U.107 L	0.6	100-110	"	"
B.U.108 L	0.5	115-125	"	"
B.U.109 L	0.4	150-165	"	"
B.U.110 L	0.3	200-220	"	"
B.U.111 L	0.3	210-230	"	"
B.U.112 L	0.3	230-250	"	"
B.U.115 L	0.5	130-145	"	"
B.U.187 L	0.7	100-110	80 to 100	"
B.U.190 L	0.4	200-220	"	"
B.U.192 L	0.3	230-250	"	"

## B. U. L. MOTOR PARTS

THESE MOTORS ARE THE SAME AS B. U. S. MOTORS  
WITH THE FOLLOWING EXCEPTIONS:

No.	Plate	Name	Each
*193174	----	Field Coil (lower) in place of 193142.....\$	90
*193173	----	Field Coil (upper) in place of 193141.....	90
193172	----	Field Coil complete, for B.U.107 L Motor, Nos. 193173 and 193174, in place of 193140.....	1 50
*193152	----	Motor Lead Tube (wiremold) in place of 192915.....	20
193151	6894	Motor Lead Tube 193152 with two 192946 (19 in. long) in place of 192914.....	20
-----	----	Three-Pin Terminal Body (male half) wood screw 1 1/4 in. No. 9 Rd.Hd., in place of 145....	

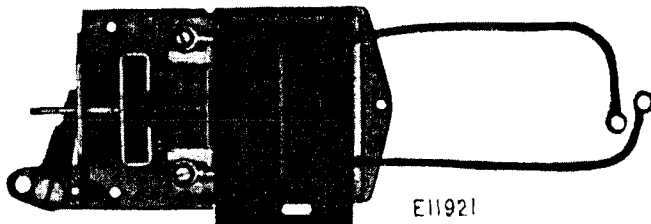
From the library of: Diamond Needle Corp

Genuine Singer Needles should be used  
in Singer Machines.  
These Needles and their Containers  
are marked with the  
Company's Trade Mark "SIMANCO." 1

Needles in Containers marked  
"For Singer Machines"  
are not Singer made needles. 2

## KNEE CONTROL

FOR PORTABLE CASE SET No. 205



E11921

FOR MACHINE No. 24-68

No.	Plate	Name	Each
193105	----	Controller complete, for 32 to 55 volts, A.C. or D.C. Motor, Nos. 974F, 1708J, 192862, 192923, 193118, 193120 and 899279.....	\$ 6 00
193106	----	Controller complete, for 95 to 145 volts, A.C. or D.C. Motor Nos. 974F, 1708J, 192863, 192923, 193118, 193120 and 899279.....	6 00
193107	----	Controller complete, for 150 to 250 volts, A.C. or D.C. Motor Nos. 974F, 1708J, 192864, 192923, 193118, 193120 and 899279.....	6 00
*193119	----	Controller Lead (black) for 193118.....	--
193118	6891	Controller Lead (black) complete, from controller to three-pin terminal, Nos. 191960, 191961, 192954, 192955 and 193119.....	15
*193121	----	Controller Lead (yellow tracer thread) for 193120.....	--
193120	6891	Controller Lead (yellow tracer thread) complete, from controller to three-pin terminal, Nos. 191960, 191961, 192954, 192955 and 193121...	15
192441	6892	Controller Lead Bushing.....	10
191915	20162	" " " Retainer	01
*191960	----	" " Terminal Clip Body (controller end).....	01
*191961	----	Controller Lead Terminal Clip Body Cap (controller end)..	01
*192954	----	Controller Lead Terminal Clip Body (terminal end).....	01

## KNEE CONTROL

19

No.	Plate	Name	Each
*192955	----	Controller Lead Terminal Clip Body Cap (terminal end).....	\$ 01
192211	6890	Controller Resistance Unit, for 32 to 55 volts.....	2 50
192140	6890	Controller Resistance Unit, for 95 to 145 volts.....	2 50
192141	6890	Controller Resistance Unit, for 150 to 250 volts.....	2 50
192985	6865	Controller Resistance Unit Adjusting Nut (insulating) with 192303.....	20
*192303	----	Controller Resistance Unit Adjusting Nut Insert (brass)...	--
193243	6891	Controller Resistance Unit Base with 192885.....	2 40
*192862	----	Controller Resistance Unit Base 193243 with 192211, 192810, 192985 and two each 23258, 51117J, 51118R, 192819 and 701690.....	3 00
*192863	----	Controller Resistance Unit Base 193243 with 192140, 192810, 192985 and two each 23258, 51117J, 51118R, 192819 and 701690.....	3 00
*192864	----	Controller Resistance Unit Base 193243 with 192141, 192810, 192985 and two each 23258, 51117J, 51118R, 192819 and 701690.....	3 00
50559R	20162	Controller Resistance Unit Base Screw.....	07
191703	20162	Controller Resistance Unit Base Screw Washer.....	03
192923	6892	Controller Resistance Unit Bell Crank.....	30
974F	20162	Controller Resistance Unit Bell Crank Hinge Screw.....	10
1708J	20162	Controller Resistance Unit Bell Crank Hinge Screw Nut.....	05
*192970	----	Controller Resistance Unit Driver.....	--
193044	6891	Controller Resistance Unit Driver complete, Nos. 192925, 192929 192970 and two wood screws 5/8 in. No. 8 Rd. Hd.....	1 20
*192928	----	Controller Resistance Unit Driver Bracket.....	30
*192929	----	Controller Resistance Unit Driver Bracket 192928 with 192927	30
*192927	----	Controller Resistance Unit Driver Bracket Hub.....	--

From the library of Diamond Needle Corp

## KNEE CONTROL


No.	Plate	Name	Each
*192925	----	Controller Resistance Unit Driver Crank.....	\$ --
192926	6892	Controller Resistance Unit Driver Crank Connecting Link.....	30
*192815	----	Controller Resistance Unit Yoke.	--
192810	6891	" " " "	--
		192815 with 192816.....	60
*192816	----	Controller Resistance Unit Yoke Extension.....	--
*192885	----	Controller Resistance Unit Yoke Extension Guide.....	--
192819	20162	Controller Resistance Unit Yoke Spring.....	07
51117J	20162	Controller Resistance Unit Yoke Stop Screw.....	02
51118R	6892	Controller Resistance Unit Screw	03
701690	6892	" " " "	--
		Washer (asbestos).....	03
23258	6892	Controller Resistance Unit Screw Washer (steel).....	01
192973	6895	Knee Lever.....	1 50
192974	6895	" " Extension.....	60
793R	6892	" " Thumb Screw.	12
22436	6892	" " " "	--
		Washer.....	01
192975	6895	Knee Lever complete, Nos. 793R, 22436, 192973 and 192974.....	2 30
*899279	----	Name Plate.....	20

Genuine Singer Needles should be used in Singer Machines. These Needles and their Containers are marked with the Company's Trade Mark "SIMANCO." 1

Needles in Containers marked "For Singer Machines" are not Singer made needles. 2

## KNEE CONTROL

FOR ELECTRIC CABINET TABLE SET No. 40



FOR MACHINE No. 24-69

No.	Plate	Name	Each
193646	----	Controller complete, for 32 to 55 volts, A.C. or D.C. Motor, Nos. 602J, 51310J, 192211, 192985, 193652, 193654, 193662, 193667, 899287 and two each 23258, 36648, 50940R, 701690 and wood screws 1/2 in. No. 5 Rd. Hd. and 5/8 in. No. 7 Rd. Hd.....	\$ 6 00
193647	----	Controller complete, for 95 to 145 volts, A.C. or D.C. Motor, Nos. 602J, 51310J, 192140, 192985, 193652, 193654, 193662, 193667, 899448 and two each 23258, 36648, 50940R, 701690 and wood screws 1/2 in. No. 5 Rd. Hd. and 5/8 in. No. 7 Rd. Hd.....	6 00
193648	----	Controller complete, for 150 to 250 volts, A.C. or D.C. Motor, Nos. 602J, 51310J, 192141, 192985, 193652, 193654, 193662, 193667, 899287 and two each 23258, 36648, 50940R, 701690 and wood screws 1/2 in. No. 5 Rd. Hd. and 5/8 in. No. 7 Rd. Hd.....	6 00

From the library of: Diamond Needle Corp

## KNEE CONTROL

No.	Plate	Name	Each
*193668	----	Controller Lead.....\$	--
193667	6894	Controller Lead complete, Nos. 193668 and two each 191960, 191961, 192954 and 192955.....	25
192796	20162	Controller Lead Bushing.....	03
191915	20162	" " " Retainer	01
*191960	----	" " Terminal Clip Body (controller end).....	01
*191961	----	Controller Lead Terminal Clip Body Cap (controller end)....	01
*192954	----	Controller Lead Terminal Clip Body (terminal end).....	01
*192955	----	Controller Lead Terminal Clip Body Cap (terminal end).....	01
193649	20164	Controller Plate.....	1 50
193654	----	" " 193649 with 602J 1708J, 51309C, 193650, 193655, 193719, 194098, 194099, 701679 and two 51311J.....	4 30
192211	6890	Controller Resistance Unit, for 32 to 55 volts.....	2 50
192140	6890	Controller Resistance Unit, for 95 to 145 volts.....	2 50
192141	6890	Controller Resistance Unit, for 150 to 250 volts.....	2 50
192985	6865	Controller Resistance Unit Ad- justing Nut (insulating) with 192303.....	20
*192303	----	Controller Resistance Unit Ad- justing Nut Insert (brass) ...	--
5790	20162	Controller Resistance Unit Ad- justing Nut Stop Pin..Per 100	06
193650	20164	Controller Resistance Unit Bell Crank with 5790, 193651 and 193739.....	35
51309C	20162	Controller Resistance Unit Bell Crank Hinge Screw .....	12
1708J	20162	Controller Resistance Unit Bell Crank Hinge Screw Nut.....	05
701679	20162	Controller Resistance Unit Bell Crank Hinge Screw Nut Lock Washer.....	01
193651	20162	Controller Resistance Unit Bell Crank Wearing Plate.....	12
193739	20162	Controller Resistance Unit Bell Crank Wearing Plate Rivet .....Per 100	20
193653	20164	Controller Resistance Unit Cover	30
193652	----	" " " " " " 193653 with 191915 and 192796	35

## KNEE CONTROL

No.	Plate	Name	Each
602J	20162	Controller Resistance Unit Cover Screw.....\$	02
50940R	20162	Controller Resistance Unit Screw	06
701690	6892	" " " "	
		Washer (asbestos).....	03
23258	6892	Controller Resistance Unit Screw Washer (steel).....	01
*193737	20164	Knee Lever.....	55
*193738	20164	" " Extension.....	55
51336J	20162	" " " Hinge Screw..	12
1549J	20162	" " " " " Nut	05
193662	20164	Knee Lever complete, Nos. 1549J, 51336J, 193737 and 193738.....	1 20
193656	20164	Knee Lever Slide with 193670....	35
193655	----	Knee Lever Slide complete, Nos. 51896, 193656, 193749 and two 51897.....	90
194098	20164	Knee Lever Slide Cover.....	20
602J	20162	" " " " Screw...	02
194099	20164	" " " Housing with 193669.....	60
51311J	20162	Knee Lever Slide Housing Screw.	06
193669	20162	" " " " Stop Pin.....	06
51897	20162	Knee Lever Slide Roller (large)	20
51896	20162	" " " " (small)	20
193749	20162	" " " " Pin....	02
193719	20162	" " " Spring.....	20
193670	20162	" " " Stud....	06
51310J	20162	" " Thumb Screw.....	20
*899287	----	Name Plate for 193646 and 193648	25
*899448	----	" " " 193647.....	--
36648	6892	" " Rivet.....Per 100	80

## ELECTRICAL TRIMMINGS

FOR PORTABLE CASE SET No. 205  
FOR MACHINE No. 24-68

No.	Plate	Name	Each
192995	6884	Controller Cover.....\$	40
236J	6892	" " Screw.....	02
192996	6884	" " and Three-Pin Terminal Plate.....	20
-----	----	Controller Cover and Three-Pin Terminal Plate wood screw 5/8 in. No. 5 R.H.M.F.O. and A...	--
192918	6892	Motor Lead Tube Clamp.....	02

From the library of: Diamond Needle Corp.

## ELECTRICAL TRIMMINGS

No.	Plate	Name	Each
-----	----	Motor Lead Tube Clamp wood screw 1/2 in. No. 5 Rd. Hd.....\$	--
192918	6892	Singerlight Lead Tube Clamp.....	02
-----	----	" " " " wood screw 1/2 in. No. 5 Rd. Hd...	--

## ELECTRICAL TRIMMINGS

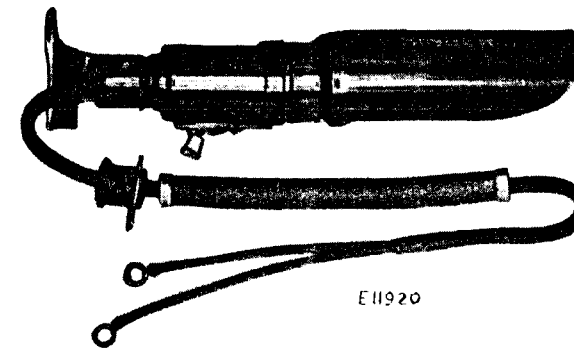
FOR LIBRARY CABINET SET No. 40  
FOR MACHINE No. 24-69

No.	Plate	Name	Each
192142	6892	Controller Lead Bushing.....\$	10
192143	6892	" " " Retaining Spring.....	02
*193723	----	Controller Lead Tube (wiremold).	--
193722	6891	" " " 193723 with two 192946 (5 1/8 in. long)..	10
192909	6892	Controller Lead Tube Clamp (double).....	03
192918	6892	Controller Lead Tube Clamp (single).....	02
*192946	----	Controller Lead Tube Ferrule....	08

Genuine Singer Needles should be used  
in Singer Machines.  
These Needles and their Containers  
are marked with the  
Company's Trade Mark "SIMANCO." 1

Needles in Containers marked  
"For Singer Machines"  
are not Singer made needles. 2

## SINGERLIGHT No. 193304



E11920

FOR MACHINE No. 24-68

No.	Plate	Name	Each
*194106	----	Singerlight Bracket.....\$	--
194105	6891	" " " 194106 with 193942.....	30
1516B	6874	Singerlight Bracket Lock Nut....	07
*193254	6880	" " " Lamp Contact Lead Terminal.....	--
51203	6880	Singerlight Lamp Contact Lead Terminal Screw (brass).....	03
*193253	6880	Singerlight Lamp Contact Plunger	--
*193251	6880	" " " " "	--
		Bushing.....	--
*193252	6880	Singerlight Lamp Contact Plunger Spring... ..	--
*193302	----	Singerlight Lead.....	--
193108	6892	" " " Bushing.....	05
191915	20162	" " " Retainer	01
193829	6893	" " " Strain Relief Disc.....	03
*192954	----	Singerlight Lead Terminal Clip Body.....	01
*192955	----	Singerlight Lead Terminal Clip Body Cap.....	01
50586	6880	Singerlight Lead Terminal Screw (brass).....	03
193303	6894	Singerlight Lead complete, Nos. 193302 and two each 192954 and 192955.....	25
*193149	----	Singerlight Lead Tube (wiremold)	03
193148	6891	" " " " "	
		193149 with two 192946 (4 1/2 in. long).....	10
*192946	----	Singerlight Lead Tube Ferrule...	08

From the library of: Diamond Needle Corp

No.	Plate	Name	Each
193940	6883	Singerlight Nipple.....\$	--
*193937	----	" " Cap with 193938	08
193938	6880	" " " 193937 with 50564J.....	10
*193938	----	Singerlight Nipple Cap Insert....	--
50564J	6880	" " Set Screw	02
193512	6880	" " Insulating Collar.....	05
51602R	6880	Singerlight Nipple Nut.....	12
701909	6880	" " Insulating Washer (fibre).....	--
193509	6880	Singerlight Nipple Washer (felt)	03
193272	6888	" Shade.....	30
193421	----	" " 193272 with 193401.....	55
193437	6880	Singerlight Shade Friction Wash- er.....	01
*193287	6880	Singerlight Shade Position Pin..	--
193401	6888	" Reflector.....	25
*194338	6888	" Socket Body with 193255 and two 193251.....	--
*193817	----	Singerlight Socket Body 194338 with 51202, 193254, 193256 to 193258, 193818 and two each 51203, 193252, 193253 and 193267.....	1 00
*193816	----	Singerlight Socket Body 193817 with 194305.....	1 40
193815	6888	Singerlight Socket and Switch complete, Nos. 193816, 193829, 193936, two 50566 and three 51385R.....	1 75
*193942	6880	Singerlight Steady Pin.....	--
*193259	6880	" Toggle Switch Contact	--
*193796	6880	" " " Cover Plate.....	--
*193797	6880	Singerlight Toggle Switch Cover Plate Insulating Plate.....	--
*193388	6880	Singerlight Toggle Switch Frame.	--
51202	6880	" " " " " Screw (brass).....	03
*193794	6880	Singerlight Toggle Switch Handle with 193795.....	--
*193795	6880	Singerlight Toggle Switch Oper- ating Lever.....	--
*193265	6880	Singerlight Toggle Switch Oper- ating Lever Hinge Pin.....	--
*193818	----	Singerlight Toggle Switch com- plete, Nos. 193259, 193262, 193265, 193386, 193387, 193765, 193794, 193796 and 193797.....	1 00

No.	Plate	Name	Each
*194304	6888	Singerlight Toggle Switch Shell..\$	--
*194305	----	" " " " "	--
		194304 with 51602R, 193512 and 193940.....	--
51385R	6880	Singerlight Toggle Switch Shell Screw.....	02
*193258	6880	Singerlight Toggle Switch Spring Contact (left).....	--
*193257	6880	Singerlight Toggle Switch Spring Contact (right).....	--
51203	6880	Singerlight Toggle Switch Spring Contact (right) Screw (brass)	03
*193256	6880	Singerlight Toggle Switch Spring Contact Lead Terminal.....	--
*193255	6880	Singerlight Toggle Switch Spring Contact Lead Terminal Stud..	--
*193387	6880	Singerlight Toggle Switch Toggle Lever.....	--
*193262	6880	Singerlight Toggle Switch Toggle Lever Spring.....	--
*193765	6880	Singerlight Toggle Switch Toggle Lever Spring Washer.....	01
193304	----	Singerlight (moulded, less lamp) complete, Nos. 191915, 193108, 193148, 193303, 193421, 193437, 193815, 194105, 701909 and two 193509.....	4 20

## SINGERLIGHT No. 193300

FOR MACHINE No. 24-69

THIS SINGERLIGHT IS THE SAME AS NO. 193304

WITH THE FOLLOWING EXCEPTIONS:

No.	Plate	Name	Each
*193298	----	Singerlight Lead, in place of 193302.....\$	25
193299	6894	Singerlight Lead complete, Nos. 193298 and two each 192954 and 192955, in place of 193303	25
*192913	----	Singerlight Lead Tube (wire mold) in place of 193149.....	25
192912	6894	Singerlight Lead Tube 192913 with two 192948, (1 3/8 in. long) in place of 193148.....	15

No.	Plate	Name	Each
193300	----	Singerlight (moulded, less lamp) complete, Nos. 191915, 192912, 193108, 193299, 193421, 193437, 193815, 194105, 701909 and two 193509.....	\$ 4 20

### SINGERLIGHT LAMP

No.	Plate	Name	Each
194120	6888	Singerlight Lamp.....	\$ 65

Note: When ordering No. 194120, state voltage required. We are prepared to furnish the following voltages:

- 32
- 50
- 110 to 120
- 200 to 220
- 230 to 250

### ATTACHMENT SET

No.	Plate	Name	Each
25618	6872	Cloth Guide.....	\$ 25
50053B	6872	" " Thumb Screw.....	20
28863	6872	Gatherer.....	20
25503	6872	Hemmer, 3/32 in. hem.....	1 20
25617	6872	" 1/8 in. hem.....	1 20
25504	6872	" (wide hem).....	1 20
1534B	6872	" Thumb Nut.....	20
-----	----	Needles (six) Class 24 X 1.....	--
26765	2711	Ruffler Driving Lever.....	20
26522	2711	" " " Hinge Stud	05
812B	2711	" " " Thumb Screw	10
26766	2711	" Frame.....	35
911B	2711	" Screw Stud.....	05
26767	2711	" Ruffling Blade.....	05
26768	2711	" " " Holder....	20
26769	2711	" " " Lever with 620F.....	20
620F	2711	Ruffler Ruffling Blade Lever Adjusting Screw.....	02
26770	2711	Ruffler Ruffling Blade Lever Hinge Stud.....	01
22232	6874	Ruffler Ruffling Blade Lever Hinge Stud Washer.....	01

### ATTACHMENT SET

No.	Plate	Name	Each
26459	2711	Ruffler Ruffling Blade Rivet (furnished for repairs) .....	Per 100.\$ 25
26771	2711	Ruffler Separating Blade.....	02
26772	2711	" " " Bracket	20
26459	2711	" " " Rivet (furnished for repairs) .....	Per 100. 25
26773	2711	Ruffler Spring Presser.....	20
26459	2711	" " " Rivet (furnished for repairs) .....	Per 100 25
26774	2711	Ruffler complete, Nos. 812B, 911B, 22232, 26522 and 26765 to 26773.....	1 25
25537	6885	Screw Driver.....	20
26289	1005	Tucker Driving Lever.....	05
26515	1005	" Frame.....	20
26291	1005	" Position Plate.....	20
911B	2711	" " " Screw Stud	05
26090	1005	" Rocking Bar.....	20
26514	1005	" " " Lifting Spring	02
26294	1005	" Tuck Guide.....	20
658B	1005	" " " Thumb Screw...	07
26295	1005	" " Marker Guide Clamp..	07
561B	1005	" " " " "	10
26097	1005	Tucker Tuck Marker Guide Rod....	07
233B	6874	" " " " " End Screw.....	02
26095	1005	Tucker Tuck Marking Plate.....	20
26098	1005	" " Smoothing Spring....	07
26092	6874	" " " " Rivet (furnished for repairs) .....	Per 100 25
28516	1005	Tucker complete, Nos. 233B, 561B, 658B, 911B, 26090, 26095, 26097, 26098, 26289, 26291, 26294, 26295 26514 and 26515.....	1 15
120308	----	Attachment Set, Nos. 1534B, 25503, 25504, 25537, 25617, 25618, 26516 28863, 50053B and six needles.	4 80
35867	945	Attachment Set complete, Nos. 26774 and 120308.....	6 00

From the library of: Diamond Needle Corp.

### ACCESSORIES

No.	Plate	Name	Each
120862	6885	Oil Can, contents 1 1/3 fl. oz. (filled with household oil)..\$	10

## BIAS GAUGE

No.	Plate	Name	Each
25525	6875	Bias Gauge.....	\$ 20

## EDGE STITCHER

No.	Plate	Name	Each
36866	6875	Edge Stitcher.....	\$ 40

## NEEDLE BAR HEIGHT SETTING GAUGE

No.	Plate	Name	Each
121489	6875	Needle Bar Height Setting Gauge.	\$ --

## PRESSER FEET

No.	Plate	Name	Each
34421	6872	Presser Foot.....	\$ 80
34447	6875	" " for stitching on edge and inserting cord.....	80
36782	6875	Presser Foot for gathering.....	80

## QUILTER

No.	Plate	Name	Each
25505	6875	Quilter.....	\$ 07
557A	6870	" Thumb Screw.....	20

## STILETTO

No.	Plate	Name	Each
25539	6875	Stiletto.....	\$ 07

## THREAD NIPPER ADJUSTING WRENCH

No.	Plate	Name	Each
121395	6886	Thread Nipper Adjusting Stud Wire	\$ --
121393	6886	" " " Wrench Body with four 121394.....	--
121394	6886	Thread Nipper Adjusting Wrench Pin.....	--
121396	6886	Thread Nipper Adjusting Wrench complete, Nos. 121393 and 121395.....	--

Genuine Singer Needles should be used  
in Singer Machines.  
These Needles and their Containers  
are marked with the  
Company's Trade Mark "SIMANCO." 1

Needles in Containers marked  
"For Singer Machines"  
are not Singer made needles. 2



Genuine Singer Needles should be used  
in Singer Machines.  
These Needles and their Containers  
are marked with the  
Company's Trade Mark "SIMANCO." 1

Needles in Containers marked  
"For Singer Machines"  
are not Singer made needles. 2

NUMERICAL LIST OF PARTS  
FOR  
MACHINES  
Nos. 24-68 and 24-69

From the library of: Diamor Needle Corp.

## NUMERICAL LIST OF PARTS

No.	Plate	Name	Each
59D	6887	Feed Regulator Hinge Screw.....\$	12
87D	6874	Looper Gate Hinge Screw.....	07
97E	6867	Presser Bar Lifter Hinge Screw..	06
131E	6866	Feed Forked Connection Adjusting Screw (large) for 9511.....	06
131E	6866	Feed Raising Bar Adjusting Screw for 9514.....	06
145R	6892	Three-Pin Terminal Body (male half) Screw for Portable Case Set No. 205, for 24-68 Machine	06
168B	6893	Motor Screw.....	06
171E	6886	Connecting Rod Cap Screw for 34433.....	05
171E	6886	Feed Forked Connection Link Ad- justing Screw for 34643.....	05
175E	6886	Feed Forked Connection Adjusting Screw (small) for 9511.....	02
190J	6872	Feed Dog Screw.....	05
193A	6887	" Regulator Indicator Set Screw for 22419.....	05
196C	6866	Feed Forked Connection Hinge Stud (eccentric) Set Screw for 34643.....	06
199D	6874	Arm Rotary Shaft Screw.....	06
207E	6867	Needle Bar Connecting Stud Clamping Screw for 9570.....	02
212D	6887	Feed Raising Bar Carrier Cap Screw.....	06
217R	6893	Machine Base Plate Catch Screw, for Library Cabinet Table Set No. 40, for 24-68 Machine....	05
219A	6871	Thread Pull-off Eyelet Screw...	02
233B	6874	Tucker Tuck Marker Guide Rod End Screw for 26516.....	02
236J	6892	Controller Cover Screw, for 24-68 Machine (Electrical Trimmings) For Portable Case Set No. 205	02
244J	6872	Throat Plate Screw for 34433....	05
330W	6870	Spool Pin Bracket Screw.....	02
335B	6886	Belt Guard Screw.....	02
335B	6886	Field Core Shield Screw.....	02
336R	6893	Machine Base Plate Catch Spring Clip Screw for 124568.....	02
337B	6874	Face Plate Screw.....	02
387A	6874	Cloth Plate Screw.....	10
389B	6874	Looper Gate Frame Screw.....	06

from the Library of Diagnostics and Records Center

## NUMERICAL LIST OF PARTS

No.	Plate	Name	Each
453C	6887	Machine Hinge Connection Hinge Pin Set Screw for 34629.....\$	02
460C	6865	Motor Pulley Set Screw for 193754.....	02
462C	6874	Feed and Feed Lifting Eccentric Set Screw for 22408.....	02
462C	6874	Presser Bar Spring Bracket Set Screw for 22404.....	02
557A	6870	Spool Pin Disc Thumb Screw for 34403.....	20
557A	6870	Quilter Thumb Screw.....	20
561B	1005	Tucker Tuck Marker Guide Clamp Thumb Screw for 26516.....	10
602J	20162	Controller Resistance Unit Cover Screw for 193646 to 193648...	02
602J	20162	Knee Lever Slide Cover Screw for 193654.....	02
620F	2711	Ruffler Ruffling Blade Lever Adjusting Screw for 26769.....	02
658B	1005	Tucker Tuck Guide Thumb Screw for 26516.....	07
735C	6867	Needle Bar Bushing Set Screw...	02
735C	6867	Thread Take-up Set Screw for 34225.....	02
793R	6892	Knee Lever Extension Thumb Screw for 192975.....	12
806A	6867	Needle Thumb Screw for 34638....	20
812B	2711	Ruffler Driving Lever Thumb Screw for 26774.....	10
853C	6874	Thread Pull-off Pin Set Screw for 34457.....	02
904C	6893	Grease Cup Set Screw for 192395 and 192396.....	02
911B	2711	Ruffler Frame Screw Stud for 26774.....	05
911B	2711	Tucker Position Plate Screw Stud for 26516.....	05
934B	6874	Index Plate Screw for 34629 and 34630.....	02
934B	6874	Thread Controller Plate Screw...	02
974F	20162	Controller Resistance Unit Bell Crank Hinge Screw for 193105 to 193107.....	10
1019C	6866	Looper Set Screw for 22416.....	02
1123C	6870	Thread Controller Spring Adjusting Screw for 34407.....	02
1125B	6871	Thread Nipper Body Set Screw....	06
1126A	6874	Feed Forked Connection Link Hinge Screw for 34644.....	20
1127B	6872	Presser Foot Thumb Screw.....	12

## NUMERICAL LIST OF PARTS

No.	Plate	Name	Each
1167E	6874	Pulley and Thread Nipper Rod Eccentric Screw.....\$	07
1170H	6870	Thread Nipper Adjusting Stud Hole Plug Screw.....	20
1313E	6867	Needle Bar Connecting Link Adjusting Screw for 34170.....	02
1339B	6867	Pressure Regulating Thumb Screw.	30
1516B	6874	Arm Rock Shaft Screw Center (back) Nut for 34584.....	07
1516B	6874	Singerlight Bracket Lock Nut for 34584.....	07
1518J	6887	Feed Raising Bar Carrier Hinge Pin Nut.....	06
1520J	6874	Connecting Rod Hinge Screw Nut..	05
1534B	6872	Hemmer Thumb Nut for 120308.....	20
1549J	20162	Knee Lever Extension Hinge Screw Nut for 193662.....	05
1550J	6887	Spool Pin Nut for 34401.....	05
1602E	6874	Cloth Plate Bushing for 22410...	02
1624B	6870	Thread Take-up Spring Screw Nut for 34407.....	05
1708J	20162	Controller Resistance Unit Bell Crank Hinge Screw Nut for 193105 to 193107 and 193654..	05
1768R	6893	Three-Pin Terminal (female half) Housing Screw Nut for 192989.	05
1811	6874	Arm Rock Shaft Roller and Stud for 34457.....	30
5790	20162	Controller Resistance Unit Adjusting Nut Stop Pin for 193650.....Per 100	06
5968	6887	Feed Raising Bar Carrier Cap Screw Washer.....	02
8505	6874	Face Plate Thread Eyelet Rivet for 34243.....Per 100	20
8505	6874	Thread Controller Spring Rivet for 34407.....Per 100	20
9511	6866	Feed Forked Connection with 131E and 175E.....	90
9512	6866	Feed Forked Connection Hinge Pin	07
9514	6866	" Raising Bar with 131E.....	80
9515	6887	" " " Carrier.....	50
9517	6866	" " " Hinge Pin.....	12
9521	6887	" Regulator Friction Washer..	01
9522	6867	Looper with 34418.....	1 20
9523	6885	" Gate.....	07
9525	6874	" " Hinge Screw Washer..	01
9570	6867	Needle Bar Connecting Stud with 207E.....	50
*15404	----	Trade Mark for 34627.....	--

## NUMERICAL LIST OF PARTS

No.	Plate	Name	Each
15405	----	Trade Mark Rivet for 34627.....\$	--
22232	6874	Ruffler Ruffling Blade Lever Hinge Stud Washer for 26774..	01
22402	6867	Presser Bar Lifter.....	30
22404	6867	" " Spring Bracket with 462C.....	50
22405	6867	Presser Bar Spring Washer.....	01
22408	6885	Arm Rotary Shaft with two 462C..	3 00
22409	6884	Balance Wheel.....	90
22410	6884	Cloth Plate with 1602E, for 34438	3 00
22416	6866	Feed and Feed Lifting Eccentric with 1019C.....	1 50
22417	6887	Feed Raising Bar Carrier Hinge Pin.....	35
22418	6887	Feed Regulator for 34644.....	55
22419	6887	" " Indicator with 193A.....	90
22420	6887	Feed Regulator Indicator Shaft..	25
22421	6885	Looper Gate Frame.....	60
22423	6867	Presser Bar.....	60
22424	6867	" " Spring.....	07
22434	6870	Thread Nipper Adjusting Stud Washer (leather) lower, for 34563.....	01
22435	6870	Thread Nipper Adjusting Stud Washer (leather) upper, for 34563.....	02
22436	6892	Knee Lever Extension Thumb Screw Washer for 192975.....	01
22440	6871	Thread Nipper Cap Washer (cloth) for 34549.....	01
22441	6871	Thread Nipper Cap Washer (steel) for 34549.....	05
22442	6871	Thread Nipper Disc (grooved) for 34549.....	20
22446	6871	Thread Nipper Ring (upper) for 34549.....	20
22449	6871	Thread Nipper Rod for 34565.....	1 50
23258	6892	Controller Resistance Unit Screw Washer (steel) for 192862 to 192864 and 193648 to 193648..	01
25503	6872	Hemmer, 3/32 in. hem, for 120308	1 20
25504	6872	" (wide hem) for 120308..	1 20
25505	6875	Quilter.....	07
25525	6875	Bias Gauge.....	20
25537	6885	Screw Driver for 120308.....	20
25539	6875	Stiletto.....	07
25617	6872	Hemmer, 1/8 in. hem, for 120308.	1 20
25618	6872	Cloth Guide for 120308.....	25
26090	1005	Tucker Rocking Bar for 26516....	20

## NUMERICAL LIST OF PARTS

No.	Plate	Name	Each
26092	6874	Tucker Tuck Smoothing Spring Riv- et (furnished for repairs) for 26516.....Per 100 \$	25
26095	1005	Tucker Tuck Marking Plate for 26516.....	20
26097	1005	Tucker Tuck Marker Guide Rod for 26516.....	07
26098	1005	Tucker Tuck Smoothing Spring for 26516.....	07
26289	1005	Tucker Driving Lever for 26516...	05
26291	1005	" Position Plate for 26516..	20
26294	1005	" Tuck Guide for 26516.....	20
26295	1005	" " Marker Guide Clamp for 26516.....	07
26459	2711	Ruffler Ruffling Blade Rivet (furnished for repairs) for 26774.....Per 100	25
26459	2711	Ruffler Separating Blade Rivet (furnished for repairs) for 26774.....Per 100	25
26459	2711	Ruffler Spring Presser Rivet (furnished for repairs) for 26774.....Per 100	25
26514	1005	Tucker Rocking Bar Lifting Spring for 26516.....	02
26515	1005	Tucker Frame for 26516.....	20
26516	1005	Tucker complete for 120308, Nos. 233B, 561B, 658B, 911B, 26090, 26095, 26097, 26098, 26289, 26291, 26294, 26295, 26514 and 26515...	15
26522	2711	Ruffler Driving Lever Hinge Stud for 26774.....	05
Nos. 26765 to 26773, for 26774			
26765	2711	Ruffler Driving Lever.....	20
26766	2711	" Frame.....	35
26767	2711	" Ruffling Blade.....	05
26768	2711	" " " Holder....	20
26769	2711	" " " Lever with 620F.....	20
26770	2711	Ruffler Ruffling Blade Lever Hinge Stud.....	01
26771	2711	Ruffler Separating Blade.....	02
26772	2711	" " " Bracket.	20
26773	2711	" Spring Presser.....	20
26774	2711	Ruffler complete for 35867, Nos. 812B, 911B, 22232, 26522 and 26765 to 26773.....	1 25
28186	6874	Index Plate for 34829 and 34830..	20

From the library of: Diamond Needle Corp

## NUMERICAL LIST OF PARTS

No.	Plate	Name	Each
28863	6872	Gatherer for 120308.....\$	20
34075	6874	Machine Position Stud for 34629 and 34630.....	07
34170	6867	Needle Bar Connecting Link with two 1313E.....	35
34219	6886	Face Plate with 34243.....	35
34221	6867	Needle Bar Bushing.....	50
34222	6870	Thread Controller Eyelet (lower) for 34407.....	01
34224	6870	Thread Controller Spring for 34407.....	20
34225	6871	Thread Take-up with 735C.....	35
34243	6874	Face Plate Thread Eyelet with 8505, for 34219.....	02
34398	6872	Feed Dog, 18 teeth (22 teeth to the inch) for 34413.....	80
34401	6870	Spool Pin Bracket with 1550J and 34460.....	35
34402	----	Spool Pin Disc for 34403.....	20
34403	6870	" " " 34402 with 557A and 34404.....	50
34404	----	Spool Pin Disc Hub for 34403....	20
34405	6870	Thread Controller Eyelet (upper) for 34407.....	02
34406	----	Thread Controller Plate for 34407.....	1 40
34407	6870	Thread Controller Plate complete Nos. 1123C, 1624B, 34222, 34224, 34405, 34406, 34411, 34412, 50303J and two 8505.....	1 80
34408	6871	Thread Pull-off Eyelet (double).	25
34409	6871	Thread Pull-off Pin for 34457...	07
34411	6870	" Take-up Spring for 34407.	07
34412	6870	" " " Screw Nut Friction Washer for 34407....	01
34413	6872	Throat Plate for 34398, for 34438	50
34418	6867	Looper Washer for 9522.....	01
34421	6872	Presser Foot.....	80
34430	----	Thread Nipper Cap for 34551.....	25
34433	6886	Connecting Rod with two 171E....	1 50
34438	----	Cloth Plate 22410 with 34413 and two 244J.....	3 60
34447	6875	Presser Foot, for stitching on edge and inserting cord.....	80
34455	6871	Thread Nipper Spring for 34549..	02
34457	6885	Arm Rock Shaft with 853C, 1811 and 34409.....	90
34460	6870	Spool Pin for 34401.....	07
34546	6886	Belt Guard.....	35
34548	6871	Thread Nipper Body with two 34560, for 34549.....	1 20

## NUMERICAL LIST OF PARTS

No.	Plate	Name	Each
34549	----	Thread Nipper Body complete, Nos. 22440 to 22442, 22446, 34455, 34548, 34551 to 34553, 34557 to 34559 and 34561.....\$	3 80
*34550	----	Thread Nipper Cap Stud for 34551	80
34551	6871	" " " " 34550 with 34430, for 34549.....	1 00
34552	6871	Thread Nipper Locking Washer for 34549.....	12
34553	6871	Thread Nipper Locking Washer Cap complete for 34549, Nos. 34554 to 34556.....	20
*34554	----	Thread Nipper Locking Washer Cap Body for 34553.....	20
*34555	----	Thread Nipper Locking Washer Cap Body Cover (felt) for 34553..	01
*34556	----	Thread Nipper Locking Washer Cap Body Cover Retaining Washer for 34553.....	01
34557	6871	Thread Nipper Locking Washer Cap Ball Pin for 34549.....	12
34558	6871	Thread Nipper Ring (lower) for 34549.....	20
34559	6871	Thread Nipper Ring (lower) Wash- er (cloth) for 34549.....	02
34560	6871	Thread Nipper Ring Position Pin for 34548.....	02
34561	6870	Thread Nipper Spring Washer (mi- carda) for 34549.....	25
34562	6870	Thread Nipper Adjusting Stud for 34563.....	60
34563	----	Thread Nipper Adjusting Stud 34562 with 22434, 22435 and 34564, for 34565.....	70
34564	6871	Thread Nipper Adjusting Stud Washer (steel) for 34563.....	01
34565	----	Thread Nipper Rod 22446 with 34563.....	2 20
34566	6870	Thread Eyelet (top of arm).....	20
34584	----	Arm Rock Shaft Screw Center (back) 51028A with two 1516B.	25
*34827	----	Arm, upper and lower (solid) with 15404 and two 15405.....	12 00
34628	6884	Pulley and Thread Nipper Rod Ec- centric, 2 1/4 in. diam.....	1 15
34629	6895	Machine Base Plate with 28186 and two each 453C, 934B and 34075, for Portable Case Set No. 205, for 24-68 Machine...	6 00

## NUMERICAL LIST OF PARTS

No.	Plate	Name	Each
34830	6895	Machine Base Plate with 28188 and two each 934B, 34075 and 51045C, for Library Cabinet Table Set No. 40, for 24-69 Machine.....	\$ 8 00
34838	6867	Needle Bar (hollow) with 806A...	90
34842	6866	Feed Forked Connection Hinge Stud (eccentric) for 34648...	25
34843	6866	Feed Forked Connection Link with 171E and 196C, for 34648.....	80
*34844	----	Feed Regulator 22418 with 1126A and 34648.....	1 50
34848	----	Feed Forked Connection Link 34643 with 34642, for 34644..	1 00
35887	945	Attachment Set complete, Nos. 26774 and 120308.....	6 00
36848	6892	Name Plate Rivet for 193648 to 193648..... Per 100	80
36782	6875	Presser Foot for gathering.....	80
36866	6875	Edge Stitcher.....	40
50014C	6870	Thread Eyelet (top of arm) Set Screw.....	02
50053B	6872	Cloth Guide Thumb Screw for 120308.....	20
50303J	6870	Thread Take-up Spring Screw for 34407.....	06
50380C	6874	Arm Rock Shaft Screw Center (front).....	12
50517B	6893	End Cover (pulley end) Screw....	12
50518C	6865	Brush Holder Tube Insulation Set Screw for 192395.....	02
50559R	20162	Controller Resistance Unit Base Screw, for Portable Case Set No. 205, for 24-68 Machine...	07
50562A	6874	Connecting Rod Hinge Screw.....	20
50564J	6880	Singerlight Nipple Cap Set Screw for 193936.....	02
50566	6880	Singerlight Lead Terminal Screw (brass) for 193815.....	03
50578E	6874	Machine Screw.....	07
50940R	20162	Controller Resistance Unit Screw for 193646 to 193648.....	06
51028A	6874	Arm Rock Shaft Screw Center (back) for 34584.....	10
51045C	6893	Machine Hinge Connection Hinge Pin Set Screw for 34630.....	06
51093R	6893	Three-Pin Terminal (female half) Housing Screw for 192989.....	07
51117J	20162	Controller Resistance Unit Yoke Stop Screw for 192862 to 192864.....	02

## NUMERICAL LIST OF PARTS

No.	Plate	Name	Each
51118R	6892	Controller Resistance Unit Screw for 192862 to 192864.....	\$ 03
51162B	6887	Machine Base Plate Thumb Screw, for Portable Case Set No. 205 for 24-68 Machine.....	25
51183J	6893	Motor Bracket Screw.....	10
51202	6880	Singerlight Toggle Switch Frame Screw (brass) for 193817.....	03
51203	6880	Singerlight Lamp Contact Lead Terminal Screw (brass) for 193817.....	03
51203	6880	Singerlight Toggle Switch Spring Contact (right) Screw (brass) for 193817.....	03
51309C	20162	Controller Resistance Unit Bell Crank Hinge Screw for 193654.	12
51310J	20162	Knee Lever Thumb Screw for 193646 to 193648.....	20
51311J	20162	Knee Lever Slide Housing Screw for 193654.....	06
51336J	20162	Knee Lever Extension Hinge Screw for 193662.....	12
51385R	6880	Singerlight Toggle Switch Shell Screw for 193815.....	02
51582	6892	Three-Pin Terminal Body (male half) Post Thumb Nut for 192797.....	06
51602R	6880	Singerlight Nipple Nut for 194305.....	12
51896	20162	Knee Lever Slide Roller (small) for 193655.....	20
51897	20162	Knee Lever Slide Roller (large) for 193655.....	20
96467	6893	Machine Base Plate Catch Spring Clip for 124568.....	06
120308	----	Attachment Set for 35867, Nos. 1534B, 25503, 25504, 25537, 25617, 25618, 26516, 28863, 50053B and six needles.....	4 80
120862	6885	Oil Can, contents 1 1/3 fl. oz. (filled with household oil) Accessories.....	10
121393	6886	Thread Nipper Adjusting Wrench Body with four 121394, for 121396.....	--
121394	6886	Thread Nipper Adjusting Wrench Pin for 121393.....	--
121395	6886	Thread Nipper Adjusting Stud Wire for 121396.....	--
121396	6886	Thread Nipper Adjusting Wrench complete, Nos. 121393 and 121395	--

No.	Plate	Name	Each
121469	6875	Needle Bar Height Setting Gauge.\$	--
124563	6887	Machine Base Plate Thumb Screw Bracket with wood screw 3/4 in. No. 8 Rd. Hd., for Port- able Case Set No. 205, for 24-68 Machine.....	12
124566	6893	Machine Base Plate Catch, for Library Cabinet Table Set No. 40, for 24-69 Machine.....	12
124567	6893	Machine Base Plate Catch Spring Clip Holder with two wood screws 5/8 in. No. 7 Rd. Hd., for 124568.....	12
124568	6893	Machine Base Plate Catch Spring Clip complete, for Library Cabinet Table Set No. 40, for 24-69 Machine, Nos. 96467, 124567 and two 336R.....	25
*190059	6889	Commutator complete.....	1 25
190074	6865	Grease Cup Wick (felt).....	01
190075	6865	" " " Spring.....	02
*190076	6865	Armature Shaft Bearing Sleeve for 192395 and 192396.....	20
*190079	6865	Brush Holder Tube.....	08
190083	6865	" Spring.....	03
190304	6865	Armature Shaft Bearing Sleeve Cap (commutator end).....	05
190439	6865	Tube, filled with Singer Motor Lubricant for 190613.....	15
190563	6865	Field Coil Retainer.....	10
190808	6887	Machine Base Plate Thumb Screw Washer, for Portable Case Set No. 205, for 24-68 Machine...	01
190612	----	Tube Carton (paper) for 190613..	05
190613	----	" 190439 with 190612.....	15
190782	6865	Brush (carbon) for 32 to 145 volts.....	10
*190938	----	Grease Cup Wick Spring Stop for 194475.....	10
191097	6865	Armature Thrust Washer (fibre)..	01
191098	6865	" " " (peerless paper).....	01
191703	20162	Controller Resistance Unit Base Screw Washer, for Portable Case Set No. 205, for 24-68 Machine.....	03
191915	20162	Controller Lead Bushing Retainer for 193652 and Portable Case Set No. 205.....	01
191915	20162	Singerlight Lead Bushing Retain- er for 193300 and 193304.....	01

No.	Plate	Name	Each
*191960	----	Controller Lead Terminal Clip Body (controller end) for 193118, 193120 and 193667....\$	01
*191961	----	Controller Lead Terminal Clip Body Cap (controller end) for 193118, 193120 and 193667....	01
192106	6865	End Cover (pulley end) Lead Bushing for 192396.....	05
192140	6890	Controller Resistance Unit, for 95 to 145 volts, for 192863 and 193647.....	2 50
192141	6890	Controller Resistance Unit, for 150 to 250 volts, for 192864 and 193648.....	2 50
192142	6892	Controller Lead Bushing, for 24-69 Machine (Electrical Trimmings) For Library Cabi- net Table Set No. 40.....	40
192143	6892	Controller Lead Bushing Retain- ing Spring, for 24-69 Machine (Electrical Trimmings) For Library Cabinet Table Set No. 40.....	02
192211	6890	Controller Resistance Unit, for 32 to 55 volts, for 192862 and 193648.....	2 50
192240	6865	Field Coil Tube (paper).....	01
*192303	----	Controller Resistance Unit Ad- justing Nut Insert (brass) for 192985.....	02
*192362	----	End Cover (pulley end) for 192396.....	--
*192363	----	End Cover (commutator end) for 192395.....	--
192395	6889	End Cover (commutator end) com- plete, Nos. 904C, 190076, 192363 and two 50518C .....	1 25
192396	6889	End Cover (pulley end) complete, Nos. 904C, 190076, 192106 and 192362.....	1 25
192441	6892	Controller Lead Bushing, for Portable Case Set No. 205, for 24-68 Machine.....	10
192542	6893	Lead Cord Plug Cap with 192543, for 192851.....	10
192543	6893	Lead Cord Plug Flash Disc (fibre) for 192542.....	01
192642	----	Three-Pin Terminal Body (male half) for 193700.....	30
*192643	----	Three-Pin Terminal (female half) Housing (upper) for 192989...	10

From the library of: Diamond Needle Co.

## NUMERICAL LIST OF PARTS

No.	Plate	Name	Each
*192644	----	Three-Pin Terminal (female half) Housing (lower) for 192989...\$	10
192691	6892	Three-Pin Terminal (female half) Insert Sleeve for 192989.....	06
192692	6892	Three-Pin Terminal (female half) Insert Clamp for 192989.....	01
*192776	6889	Armature Shaft.....	--
192778	----	Armature complete, for B.U.103 S and B.U.103 L Motors.....	6 00
192779	6889	Armature complete, for B.U.107 S and B.U.107 L Motors.....	6 00
192790	6892	Three-Pin Terminal Adaptor Bushing for 192851.....	02
192793	6892	Three-Pin Terminal Body (male half) Post for 193700.....	06
192795	6890	Field Core Shield.....	30
192796	20162	Controller Lead Bushing for 193652.....	03
192797	6888	Three-Pin Terminal Body (male half) complete, Nos. 193700 and three each 51582 and 701719.....	50
192810	6891	Controller Resistance Nut Yoke 192815 with 192816, for 192862 to 192864.....	60
*192815	----	Controller Resistance Unit Yoke for 192810.....	--
*192816	----	Controller Resistance Unit Yoke Extension for 192810.....	--
192819	20162	Controller Resistance Unit Yoke Spring for 192862 to 192864..	07
192851	6895	Lead complete, from lamp socket to three-pin terminal, Nos. 192542, 192790, 192852 and 192989.....	1 00
*192852	----	Lead Cord for 192851.....	35
*192862	----	Controller Resistance Unit Base 193243 with 192211, 192810, 192985 and two each 23258, 51117J, 51118R, 192819 and 701690, for 193105.....	3 00
*192863	----	Controller Resistance Unit Base 193243 with 192140, 192810, 192985 and two each 23258, 51117J, 51118R, 192819 and 701690, for 193106.....	3 00
*192864	----	Controller Resistance Unit Base 193243 with 192141, 192810, 192985 and two each 23258, 51117J, 51118R, 192819 and 701690, for 193107.....	3 00

## NUMERICAL LIST OF PARTS

No.	Plate	Name	Each
*192885	----	Controller Resistance Unit Yoke Extension Guide for 193243.\$	--
192901	6865	Brush Holder Tube Insulation...	15
192909	6892	Controller Lead Tube Clamp (double) for 24-69 Machine (Electrical Trimmings) For Library Cabinet Table Set No. 40.....	03
192912	6894	Singerlight Lead Tube 192913 with two 192946 (13 3/8 in. long) for 193300.....	15
*192913	----	Singerlight Lead Tube (wire-mold) for 192912.....	25
192914	6895	Motor Lead Tube 192915 with two 192946 (9 1/8 in. long) for 24-68 Machine.....	15
*192915	----	Motor Lead Tube (wire-mold) for 192914.....	--
192918	6892	Controller Lead Tube Clamp (single) for 24-69 Machine (Electrical Trimmings) For Library Cabinet Table Set No. 40.....	02
192918	6892	Motor Lead Tube Clamp, for 24-68 Machine (Electrical Trimmings) For Portable Case Set No. 205.....	02
192918	6892	Singerlight Lead Tube Clamp, for 24-68 Machine (Electrical Trimmings) For Portable Case Set No. 205.....	02
192923	6892	Controller Resistance Unit Bell Crank for 193105 to 193107..	30
*192925	----	Controller Resistance Unit Driver Crank for 193044.....	--
192926	6892	Controller Resistance Unit Driver Crank Connecting Link for Portable Case Set No. 205 for 24-68 Machine.....	30
*192927	----	Controller Resistance Unit Driver Bracket Hub for 192929.....	--
*192928	----	Controller Resistance Unit Driver Bracket for 192929...	30
*192929	----	Controller Resistance Unit Driver Bracket 192928 with 192927, for 193044.....	30
192930	6893	Brush Holder Tube Cap.....	06
*192946	----	Controller Lead Tube Ferrule for 193722.....	08



## NUMERICAL LIST OF PARTS

No.	Plate	Name	Each
*192946	----	Motor Lead Tube Ferrule for 192914 and 193151.....\$	08
*192946	----	Singerlight Lead Tube Ferrule for 192912 and 193148.....	08
192947	----	Brush (carbon) for 150 to 250 volts.....	10
*192954	----	Controller Lead Terminal Clip Body (terminal end) for 193118, 193120 and 193667.....	01
*192954	----	Field Coil Lead Terminal Clip Body.....	01
*192954	----	Singerlight Lead Terminal Clip Body for 193299 and 193303...	01
*192955	----	Controller Lead Terminal Clip Body Cap (terminal end) for 193118, 193120 and 193667.....	01
*192955	----	Field Coil Lead Terminal Clip Body Cap.....	01
*192955	----	Singerlight Lead Terminal Clip Body Cap for 193299 and 193303.....	01
*192970	----	Controller Resistance Unit Driver for 193044.....	--
192973	6895	Knee Lever for 192975.....	1 50
192974	6895	" " Extension for 192975.	60
192975	6895	Knee Lever complete, for Portable Case Set No. 205, for 24-68 Machine, Nos. 793R, 22436, 192973 and 192974.....	2 30
192985	6865	Controller Resistance Unit Adjusting Nut (insulating with 192303, for 192862 to 192864 and 193646 to 193648.....	20
192989	6895	Three-Pin Terminal (female half) complete for 192851, Nos. 192643, 192644, two each 1768R, 51093R and three each 192691 and 192692.....	50
192995	6884	Controller Cover, for 24-68 Machine (Electrical Trimmings) For Portable Case Set No. 205	40
192996	6884	Controller Cover and Three-Pin Terminal Plate, for 24-68 Machine (Electrical Trimmings) For Portable Case Set No. 205	20
193044	6891	Controller Resistance Unit Driver complete, for Portable Case Set No. 205, for 24-68 Machine, Nos. 192925, 192929, 192970 and two wood screws 5/8 in. No. 8 Rd. Hd.....	1 20

## NUMERICAL LIST OF PARTS

No.	Plate	Name	Each
193060	6889	Field Core complete.....\$	2 50
193105	----	Controller complete, for 32 to 55 volts, A.C. or D.C. Motor, for Portable Case Set No. 205 for 24-68 Machine, Nos. 974F, 1708J, 192862, 192923, 193118, 193120 and 899279.....	6 00
193108	----	Controller complete, for 95 to 145 volts, A.C. or D.C. Motor, for Portable Case Set No. 205 for 24-68 Machine, Nos. 974F, 1708J, 192863, 192923, 193118, 193120 and 899279.....	6 00
193107	----	Controller complete, for 150 to 250 volts, A.C. or D.C. Motor, for Portable Case Set No. 205 for 24-68 Machine, Nos. 974F, 1708J, 192864, 192923, 193118, 193120 and 899279.....	6 00
193108	6892	Singerlight Lead Bushing for 193300 and 193304.....	05
193118	6891	Controller Lead (black) complete from controller to three-pin terminal, for 193105 to 193107 Nos. 191960, 191961, 192954, 192955 and 193119.....	15
193119	----	Controller Lead (black) for 193118.....	--
193120	6891	Controller Lead (yellow tracer thread) complete, from controller to three-pin terminal for 193105 to 193107, Nos. 191960, 191961, 192954, 192955 and 193121.....	15
*193121	----	Controller Lead (yellow tracer thread) for 193120.....	--
193140	----	Field Coil complete, for B.U. 107S Motor, Nos. 193141 and 193142.	1 50
*193141	6889	Field Coil (upper) for 193140...	90
*193142	6889	" " (lower) for 193140...	90
193148	6891	Singerlight Lead Tube (wiremold) 193149 with two 192946 (4 1/2 in. long) for 193304.....	10
*193149	----	Singerlight Lead Tube (wiremold) for 193148.....	03
193151	6894	Motor Lead Tube 193152 with two 192946 (19 in. long) for 24-69 Machine.....	20
193152	----	Motor Lead Tube (wiremold) for 193151.....	--

## NUMERICAL LIST OF PARTS

No.	Plate	Name	Each
193172	----	Field Coil complete, for B.U.107L Motor, Nos. 193173 and 193174	\$1 50
*193173	----	Field Coil (upper) for 193172...	90
*193174	----	" " (lower) for 193172...	90
193243	6891	Controller Resistance Unit Base with 192885, for 192862 to 192864.....	2 40
*193251	6880	Singerlight Lamp Contact Plunger Bushing for 194338.....	--
193252	6880	Singerlight Lamp Contact Plunger Spring for 193817.....	--
193253	6880	Singerlight Lamp Contact Plunger for 193817.....	--
*193254	6880	Singerlight Lamp Contact Lead Terminal for 193817.....	--
*193255	6880	Singerlight Toggle Switch Spring Contact Lead Terminal Stud for 194338.....	--
*193256	6880	Singerlight Toggle Switch Spring Contact Lead Terminal for 193817.....	--
*193257	6880	Singerlight Toggle Switch Spring Contact (right) for 193817...	--
*193258	6880	Singerlight Toggle Switch Spring Contact (left) for 193817....	--
*193259	6880	Singerlight Toggle Switch Contact for 193818.....	--
*193262	6880	Singerlight Toggle Switch Toggle Lever Spring for 193818.....	--
*193265	6880	Singerlight Toggle Switch Operating Lever Hinge Pin for 193818.....	--
*193267	6880	Singerlight Shade Position Pin for 193817.....	--
193272	6888	Singerlight Shade for 193421....	30
*193298	----	" Lead for 193299.....	25
193299	6894	Singerlight Lead complete for 193300, Nos. 193298 and two each 192954 and 192955.....	25
193300	----	Singerlight (moulded, less lamp) complete, for 24-69 Machine, Nos. 191915, 192912, 193108, 193299, 193421, 193437, 193815, 194105, 701909 and two 193509	4 20
*193302	----	Singerlight Lead for 193303.....	--
193303	6894	Singerlight Lead complete for 193304, Nos. 193302 and two each 192954 and 192955.....	25

## NUMERICAL LIST OF PARTS

No.	Plate	Name	Each
193304	----	Singerlight (moulded, less lamp) complete, for 24-68 Machine, Nos. 191915, 193108, 193148, 193303, 193421, 193437, 193815, 194105, 701909 and two 193509	4 20
*193386	6880	Singerlight Toggle Switch Frame for 193818.....	--
*193387	6880	Singerlight Toggle Switch Toggle Lever for 193818.....	--
193401	6888	Singerlight Shade Reflector for 193421.....	25
193421	----	Singerlight Shade 193272 with 193401, for 193300 and 193304	55
193437	6880	Singerlight Shade Friction Washer for 193300 and 193304....	01
193509	6880	Singerlight Nipple Washer (felt) for 193300 and 193304.....	03
193512	6880	Singerlight Nipple Insulating Collar for 194305.....	05
193646	----	Controller complete, for 32 to 55 volts, A.C. or D.C. Motor for Electric Cabinet Table Set No. 40, for 24-69 Machine, Nos. 602J, 51310J, 192211, 192985, 193652, 193654, 193662, 193667, 899287 and two each 23258, 36648, 50940R, 701690 and wood screws 1/2 in. No. 5 Rd. Hd. and 5/8 in. No. 7 Rd.Hd.....	6 00
193647	----	Controller complete, for 95 to 145 volts, A.C. or D.C. Motor for Electric Cabinet Table Set No. 40, for 24-69 Machine Nos. 602J, 51310J, 192140, 192985, 193652, 193654, 193662, 193667, 899448 and two each 23258, 36648, 50940R, 701690 and wood screws 1/2 in. No. 5 Rd. Hd. and 5/8 in. No. 7 Rd. Hd.....	6 00
193648	----	Controller complete, for 150 to 250 volts, A.C. or D.C. Motor for Electric Cabinet Table Set No. 40, for 24-69 Machine Nos. 602J, 51310J, 192141, 192985, 193652, 193654, 193662, 193667, 899287 and two each 23258, 36648, 50940R, 701690 and wood screws 1/2 in. No. 5 Rd. Hd. and 5/8 in. No. 7 Rd. Hd.	6 00

## NUMERICAL LIST OF PARTS

No.	Plate	Name	Each
193849	20164	Controller Plate for 193654....	\$ 1 50
193650	20164	" Resistance Unit Bell Crank with 5790, 193651 and 193739, for 193654.....	35
193651	20162	Controller Resistance Unit Bell Crank Wearing Plate for 193650.....	12
193652	----	Controller Resistance Unit Cover 193653 with 191915 and 192796, for 193646 to 193648	35
193653	20164	Controller Resistance Unit Cover for 193652.....	30
193654	----	Controller Plate 193649 with 602J, 1706J, 51309C, 193650, 193655, 193719, 194098, 194099, 701679 and two 51311J, for 193646 to 193648.....	4 30
193655	----	Knee Lever Slide complete for 193654, Nos. 51896, 193656, 193749 and two 51897.....	90
193656	20164	Knee Lever Slide with 193670, for 193655.....	35
193662	20164	Knee Lever complete for 193646 to 193648, Nos. 1549J, 51336J, 193737 and 193738.....	1 20
193667	6894	Controller Lead complete for 193646 to 193648, Nos. 193668 and two each 191960, 191961, 192954 and 192955.....	25
*193668	----	Controller Lead for 193667....	--
193669	20162	Knee Lever Slide Housing Stop Pin for 194099.....	06
193670	20162	Knee Lever Slide Spring Stud for 193656.....	06
*193700	----	Three-Pin Terminal Body (male half) 192642 with three 192793, for 192797.....	50
193719	20162	Knee Lever Slide Spring for 193654.....	20
193722	6891	Controller Lead Tube 193723 with two 192946 (5 1/8 in. long) for 24-69 Machine (Electrical Trimmings) For Library Cabinet Table Set No. 40.....	10
*193723	----	Controller Lead Tube (wiremold) for 193722.....	--
*193737	20164	Knee Lever for 193662.....	55
*193738	20164	" " Extension for 193662	55
193739	20162	Controller Resistance Unit Bell Crank Wearing Plate Rivet for 193650.....Per 100	20

## NUMERICAL LIST OF PARTS

No.	Plate	Name	Each
193749	20162	Knee Lever Slide Roller Pin for 193655.....	\$ 02
193753	6888	Motor Bracket.....	1 25
193754	6865	" Pulley with 460C.....	15
193755	6890	Belt (moulded).....	25
*193765	6880	Singerlight Toggle Switch Toggle Lever Spring Washer for 193818.....	01
*193794	6880	Singerlight Toggle Switch Handle with 193795, for 193818.....	--
*193795	6880	Singerlight Toggle Switch Operating Lever for 193794.....	--
*193796	6880	Singerlight Toggle Switch Cover Plate for 193818.....	--
*193797	6880	Singerlight Toggle Switch Cover Plate Insulating Plate for 193818.....	--
193815	6888	Singerlight Socket and Switch complete for 193300 and 193304, Nos. 193816, 193829, 193936, two 50566 and three 51385R.....	1 75
*193816	----	Singerlight Socket Body 193817 with 194305 for 193815.....	1 40
*193817	----	Singerlight Socket Body 194338 with 51202, 193254, 193256 to 193258, 193818 and two each 51203, 193252, 193253 and 193267, for 193816.....	1 00
*193818	----	Singerlight Toggle Switch complete for 193817, Nos. 193259, 193262, 193265, 193386, 193387, 193765, 193794, 193796 and 193797.....	1 00
193829	6893	Singerlight Lead Strain Relief Disc for 193815.....	03
193936	6880	Singerlight Nipple Cap 193937 with 50564J, for 193815.....	10
*193937	----	Singerlight Nipple Cap with 193938, for 193936.....	08
*193938	----	Singerlight Nipple Cap Insert for 193937.....	--
193940	6893	Singerlight Nipple for 194305..	--
*193942	6880	" Steady Pin for 194105.....	--
194098	20164	Knee Lever Slide Cover for 193654.....	20
194099	20164	Knee Lever Slide Housing with 193669, for 193654.....	60
194105	6891	Singerlight Bracket 194106 with 193942, for 193300 and 193304	30

## NUMERICAL LIST OF PARTS

No.	Plate	Name	Each
*194106	----	Singerlight Bracket for 194105..\$	--
194120	6888	" Lamp.....	65
Note: When ordering No. 194120, state voltage required.			
*194304	6888	Singerlight Toggle Switch Shell for 194305.....	--
*194305	----	Singerlight Toggle Switch Shell 194304 with 51602R, 193512 and 193940, for 193816.....	--
*194338	6888	Singerlight Socket Body with 193255 and two 193251, for 193817.....	--
194475	6893	Grease Cup complete, Nos. 190938 and 194476.....	40
*194476	----	Grease Cup Body for 194475.....	30
701654	6865	End Cover (pulley end) Lead Bushing Washer.....	01
701679	20162	Controller Resistance Unit Bell Crank Hinge Screw Nut Lock Washer for 193654.....	01
701690	6892	Controller Resistance Unit Screw Washer (asbestos) for 192862 to 192864 and 193046 to 193646.....	03
701719	6892	Three-Pin Terminal Body (male half) Post Washer for 192797	01
701909	6880	Singerlight Nipple Nut Insulating Washer (fibre) for 193300 and 193304.....	--
*899279	----	Name Plate for 193105 to 193107.	20
*899281	----	" " " B.U. Motors.....	20
*899287	----	" " " 193646 and 193648	25
*899448	----	" " " 193647.....	--

ILLUSTRATIONS OF PARTS  
FOR  
MACHINES  
Nos. 24-68 and 24-69

PLATE 945—ONE-HALF SIZE

35867

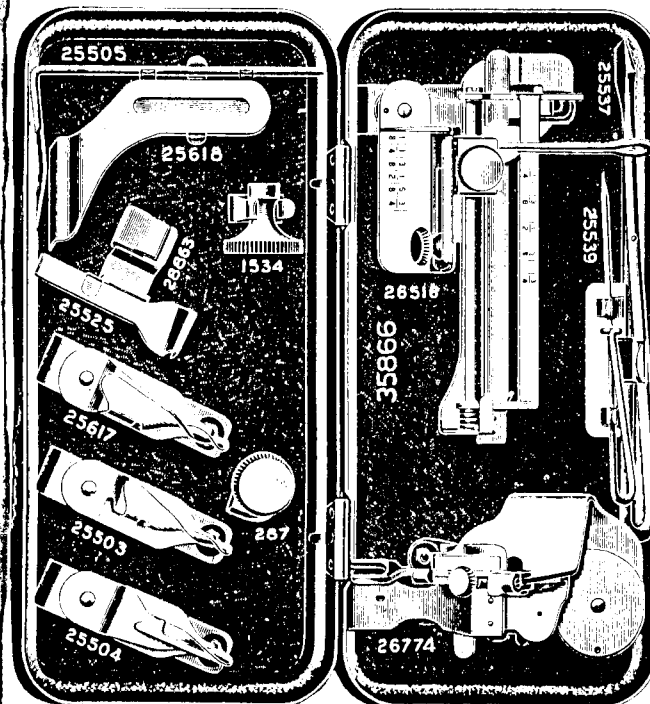


PLATE 1005—FULL SIZE

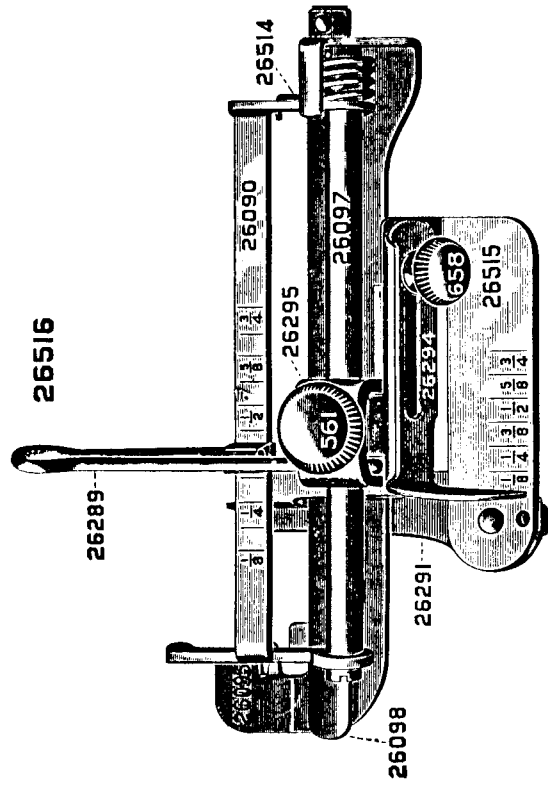


PLATE 2711—FULL SIZE

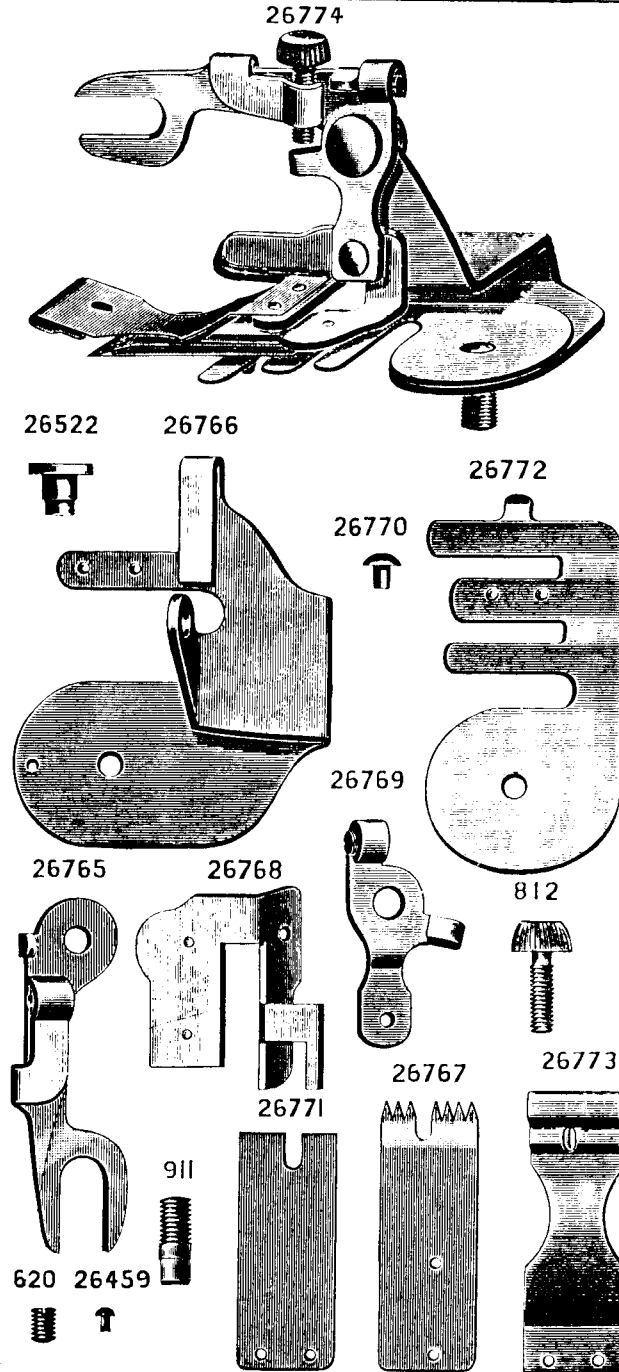


PLATE 6865-FULL SIZE


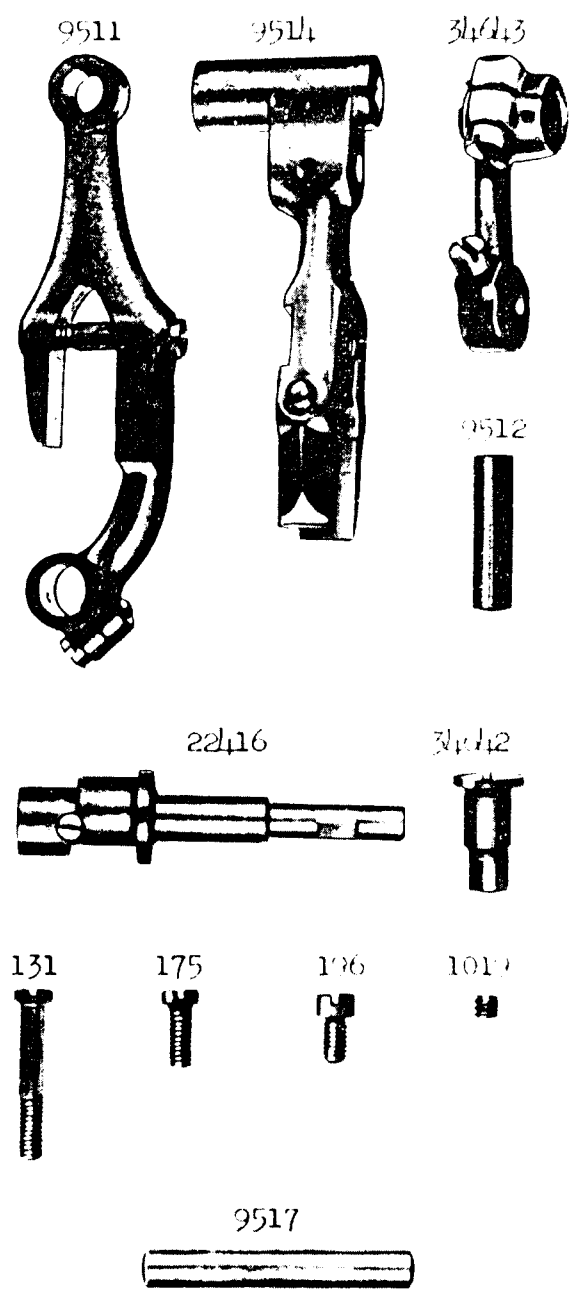


PLATE 6866-FULL SIZE



From the library of: Diamond Needle Corp

PLATE 6867-FULL SIZE

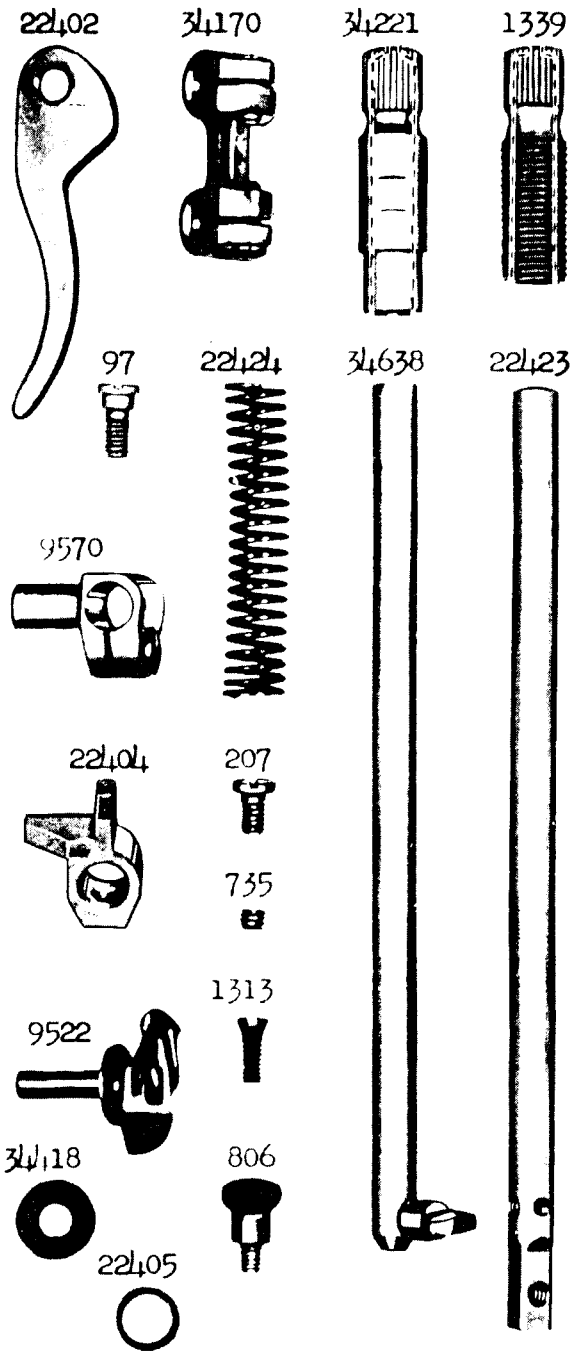


PLATE 6870-FULL SIZE






PLATE 6871-FULL SIZE

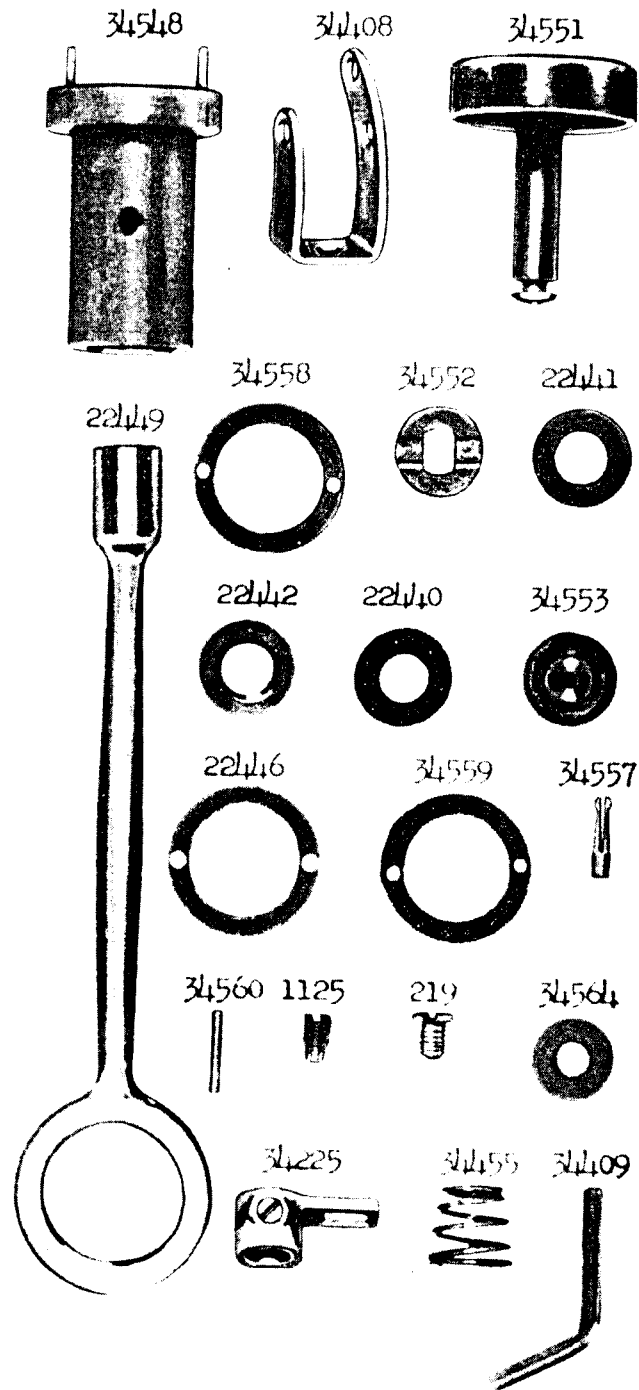


PLATE 6872-FULL SIZE

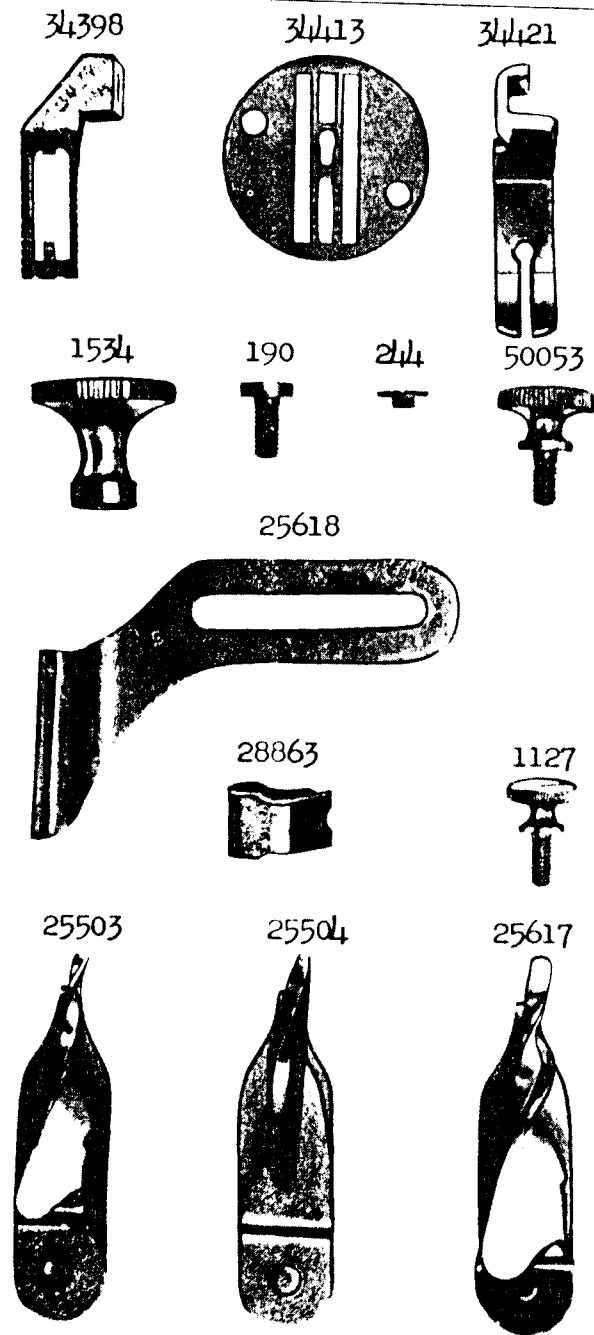

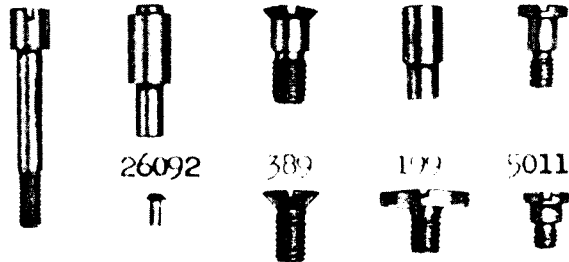


PLATE 6874-FULL SIZE

51028 1126 50576 50562 50360



1167 1811 387 34075 87



28186

NEEDLE	COTTON	SILK	STITCH
9-200-000	- 30		
9-150-000	- 30		
9-120-000	- 30		
11-100-000	- 28		
11-90-000	- 28		
14-80-00	- 22		
14-70-	0-22		
14-60-	A-20		
16-50-	B-18		
16-40-	C-16		
16-30-	D-14		
16-20-	E-12		

1516 1520



462 934 233



9525 22232 337



45780



853



1602 34243 8505



PLATE 6875-FULL SIZE

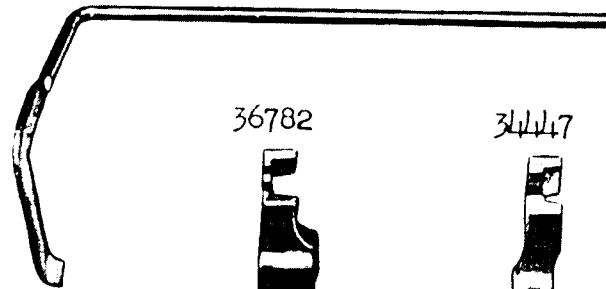
25525



121469



25505



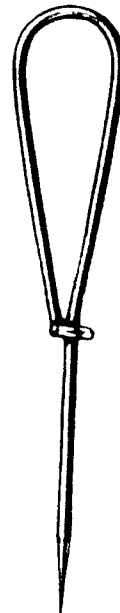
36782



34447



25539



36866


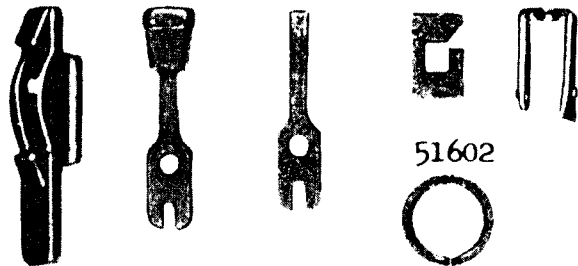


PLATE 6880-FULL SIZE

193796 193794 193795 193797 193259



51602



193386 193765 193262 193265 193251



193254 193256 193257 193258 193387




193252 193253 193255 51385 51202



51203 50566 50564 193942 193267




193437



193936



701909



193512



193509



193271






PLATE 6884 - ONE - HALF SIZE


22410




22409



34628



192995



192996



PLATE 6885 - ONE - HALF SIZE

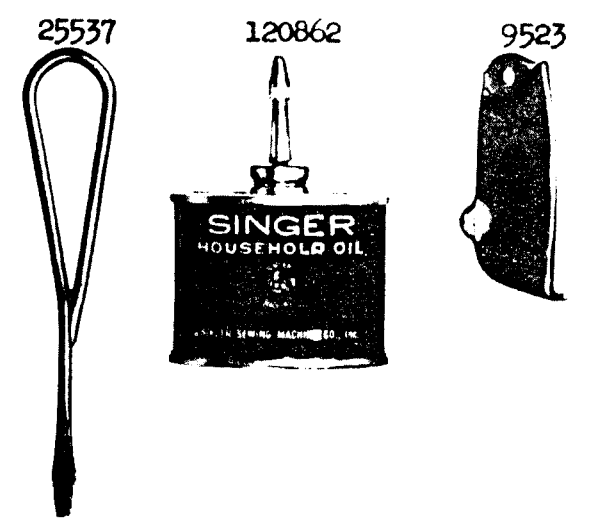

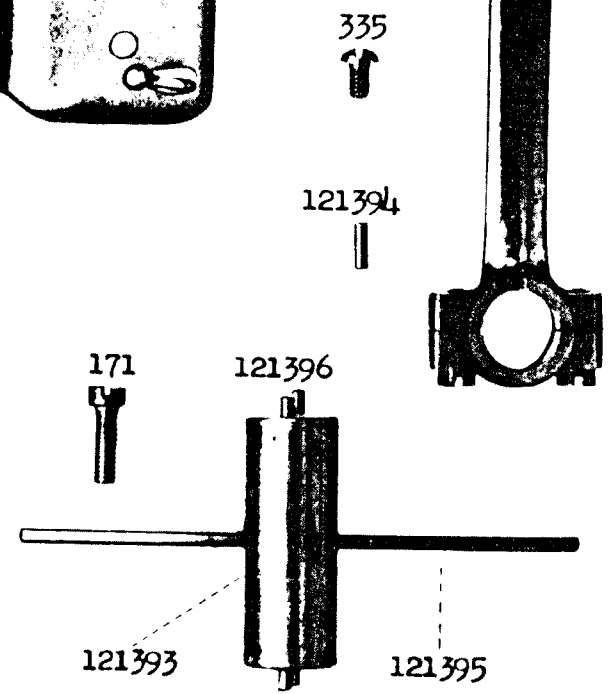
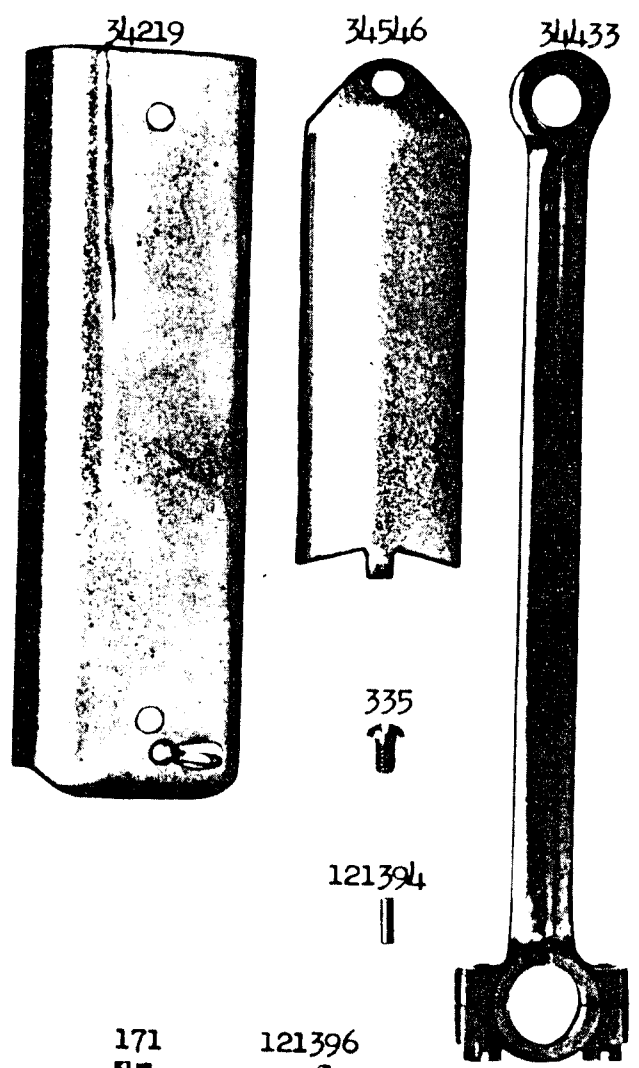


PLATE 6886 - FULL SIZE



121393      121395

From the library of: Diamond Needle Corp

PLATE 6887 - FULL SIZE

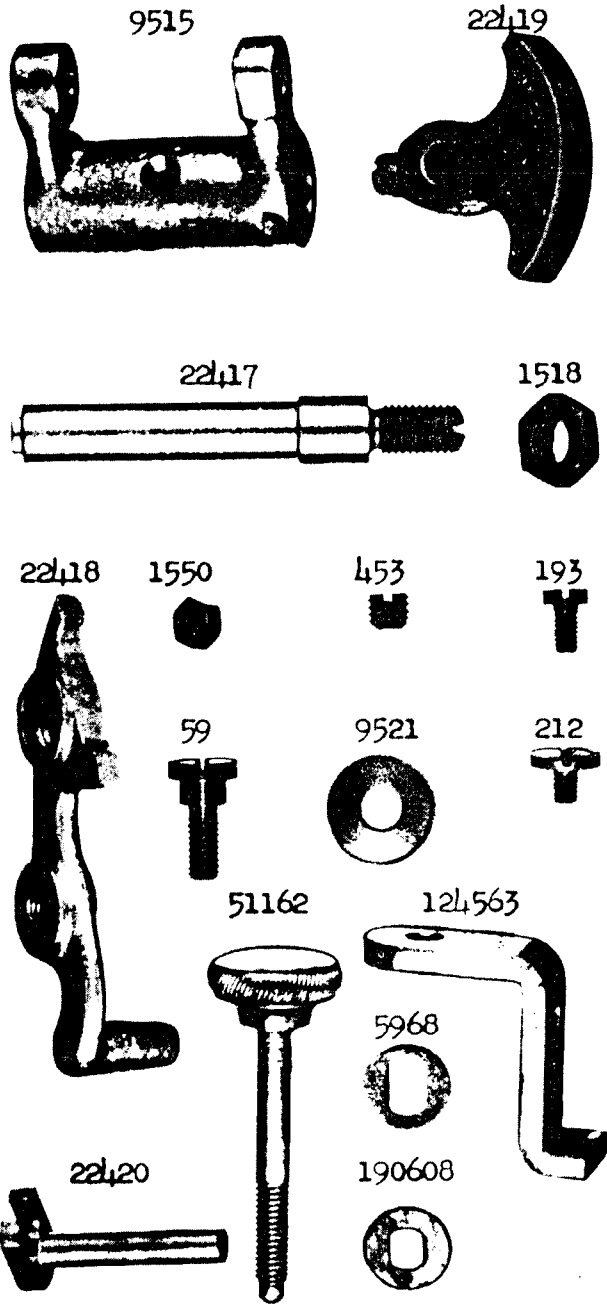
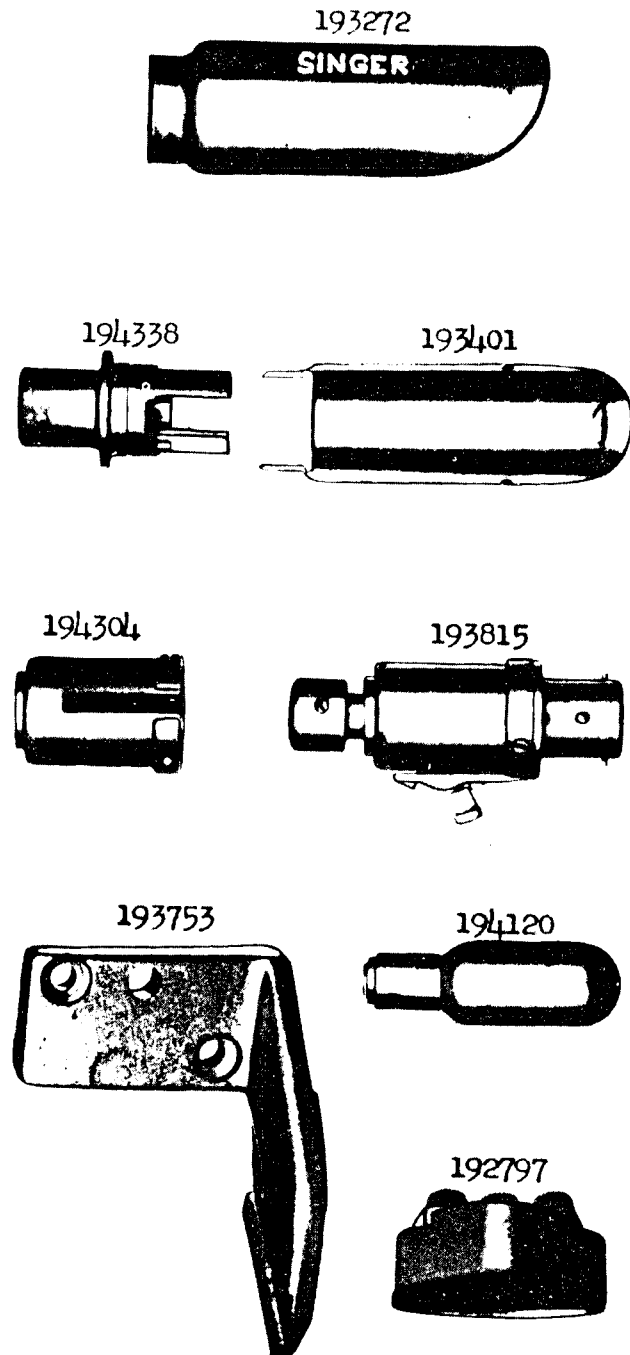


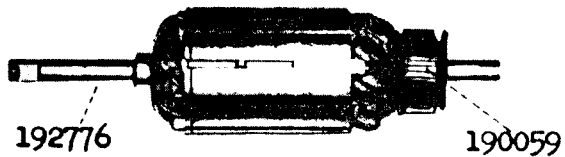
PLATE 6888 - ONE - HALF SIZE




From the library of: Diamond Needle Corp

PLATE 6889 - ONE - HALF SIZE

192779



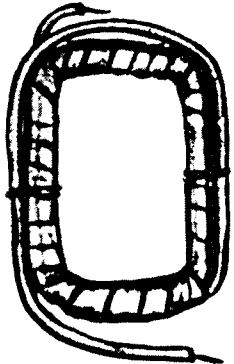
192395



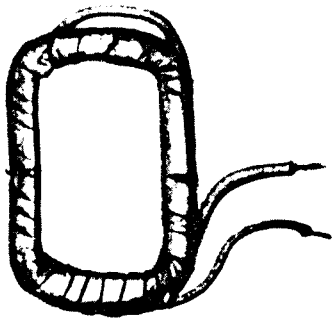
192396



193141



193142



193060





PLATE 6890 - ONE - HALF SIZE


193755



192795



- 192211 32 to 55 Volts Green
- 192140 95 to 145 Volts White
- 192141 150 to 250 Volts Blue



From the library of: Diamond Needle Corp

PLATE 6891 - ONE - HALF SIZE

193118



193148



193120




193722



193243



193044



192810

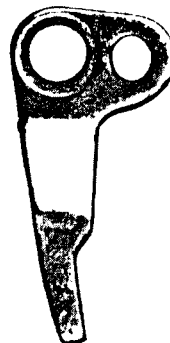


194105



PLATE 6892 - FULL SIZE

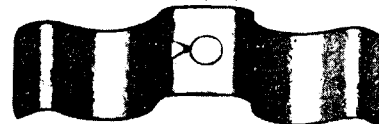
192923



192918



192909



701690



193108



793



192926



192790




192441



145



192142



51118



192793



192143



22436



23258



51582



701719



236



192691



192692



36648



From the library of: Diamond Needle Corp

PLATE 6893 - FULL SIZE





PLATE 6894 - ONE - FOURTH SIZE




From the library of: Diamond Needle Corp



PLATE 6895 - ONE - FOURTH SIZE

34630


34629



192975

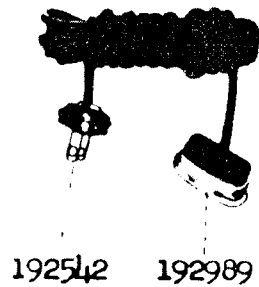
192851

192914



192973

192974

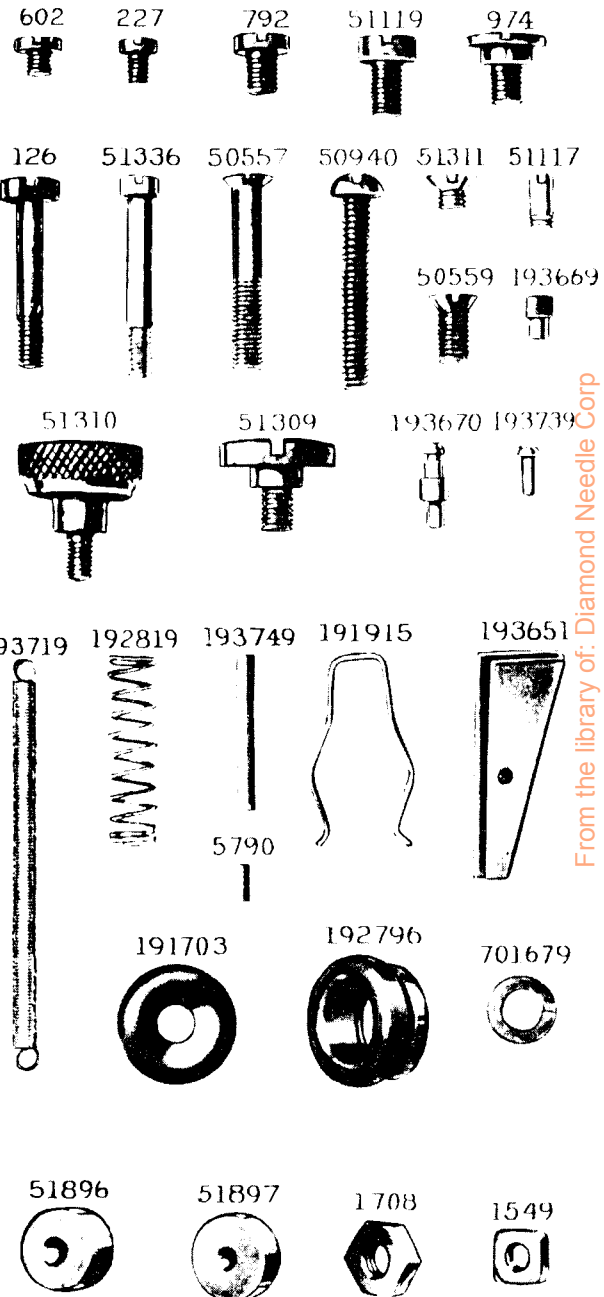


192542

192989

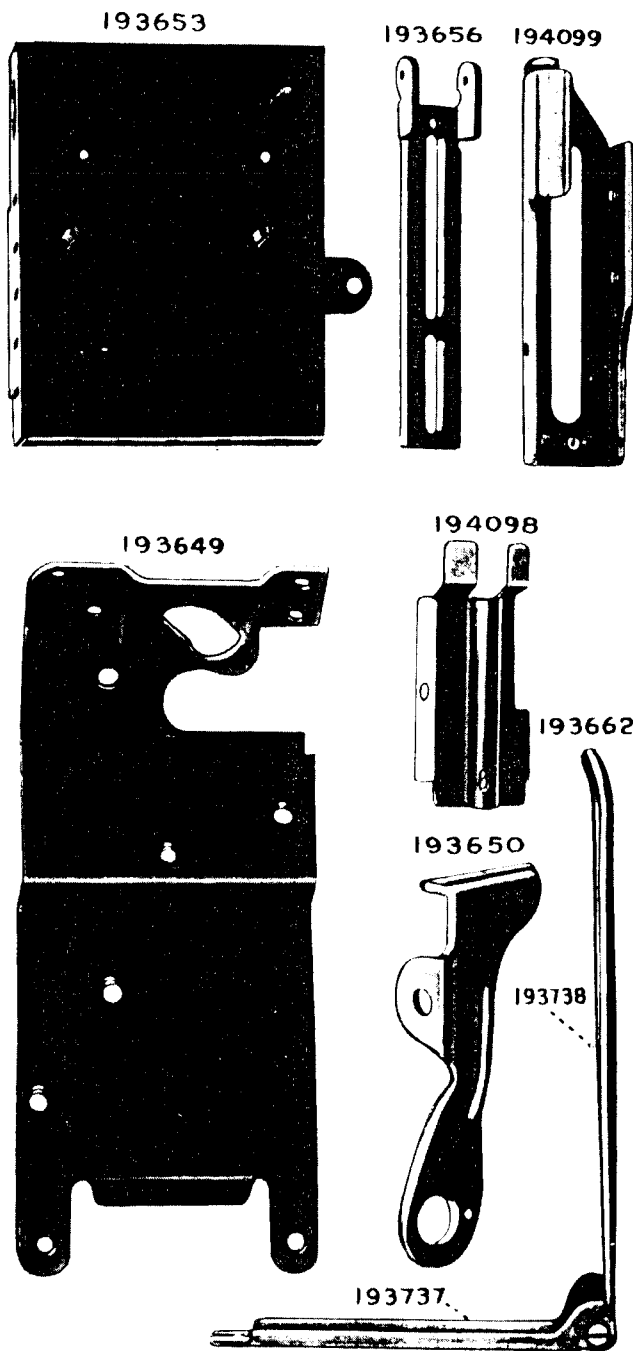


PLATE 20162-FULL SIZE



From the library of: Diamond Needle Corp

PLATE 20164—ONE-HALF SIZE



Genuine Singer Needles should be used  
in Singer Machines.  
These Needles and their Containers  
are marked with the  
Company's Trade Mark "SIMANCO." 1

Needles in Containers marked  
"For Singer Machines"  
are not Singer made needles. 2